



# ADDENDUM ONE

Project: **Kingsport City Schools, Tribe Athletic Complex Roof Re-Roof**

Address: **2533 N. John B. Dennis Highway, Kingsport, Tennessee.**

February 8, 2024

This Addendum is part of the Contract Documents for the above referenced project and modifies the original drawings and/or specifications, dated **1/23/24**, as noted below. The bidder shall acknowledge receipt of this Addendum in the place provided in the Bid Form. The published bid date and time shall remain the same.

#### GENERAL:

1. Pre-Bid Meeting Sign-in sheet

#### DRAWINGS:

1. **DRAWING A-15** – Correction to Note #5 for membrane thickness.
2. **DRAWING A-15.1** – Removal of non-functioning roof-top unit and closure of opening.
3. **DRAWING A-15.2** – Revised indication of Alternate #2 to coordinate with Drawing 15.1.
4. **DRAWING A-17** – Clarification of membrane thickness
5. **DRAWING A-18** – Clarification of membrane thickness

#### SPECIFICATIONS:

1. **Section 000101 – TABLE OF CONTENTS** – Delete un-used sections 014533 and 123553.
2. **Section 004113 – BID FORM** – Clarification on Bid Form to be used. The original Specification Manual contained two bid forms.
3. **Compliance Affidavit** – **Separate Affidavit provide for the ease of use.**
4. **Required Documents Checklist** – **Separate Checklist provide for the ease of use.**

**END OF ADDENDUM 1**

**PRE-BID CONFERENCE**  
**Attendance Record**  
**Tribe Athletic Center Re-Roof**  
**February 1, 2024 | 1:30 PM | Tribe Athletic Center**

NAME	COMPANY	WORK NUMBER	CELL NUMBER	EMAIL ADDRESS
Sandra Sloan	KCS Purchasing	423- <del>378</del> -2134		SSloan@K12K.com
David Sewell	KCS	423-378-2190	423-366-5252	dsewell@K12K.com
Brecht Hoops	Colc from M&A	423 209 9315		Brecht Hoops - M&A Kishsp - TTH of V
Erick Morrow	Genesis Roofing Co	865-978-1076	same	erick@genesisroofing.net
Caleb Winstead	Eskola Roofing	423-254-4951	<u>S 9-2</u>	cwinstead@eskoleroofing.com
Paul Fitzgerald	Morristown Roofing	423-235-7046	423 273-0956	paul@morristownroofing.net
Blake Walsh	Davis Brothers	423-754-8164		Blake@Davisbroosroofing.com
Robert Johnson	Davis Brothers Roofing		801-666-0758	robert@davisprosroofing.com
RICHARD LUTZ	CRW	423-349-7760		RICHL@GRCINC.COM
TOPP BARWARD	BARWARD Roofing	423-477-8727	423-791-3258	ttopp@barwardroofingco.com
Tom Barward	" "	" "	" "	" "
David Frye	KCS	423-378-2122	423-742-5651	d.frye@K12K.com



# Roof Replacement for: Tribe Athletic Complex

2533 N John B Dennis Hwy.,  
Kingsport, Tennessee 37660

January 23, 2024  
CRW Project # 202382

## Code Data

### SCOPE OF WORK SUMMARY

THIS PROJECT CONSISTS OF A ROOF REPLACEMENT, AND DOES NOT INCLUDE ANY WORK ON THE INTERIOR OF THE BUILDING, NOR DOES IT EFFECT ANY EGRESS FROM THE BUILDING. THIS PROJECT DOES NOT INCLUDE ANY SITE WORK.

### APPLICABLE CODES (CITY OF KINGSFORT, TENNESSEE)

IBC INTERNATIONAL BUILDING CODE (2018 EDITION)  
IEBC INTERNATIONAL EXISTING BUILDING CODE (2018 EDITION)  
IMC INTERNATIONAL MECHANICAL CODE (2018 EDITION)  
IFGC INTERNATIONAL FUEL GAS CODE (2018 EDITION)  
IPC INTERNATIONAL PLUMBING CODE (2018 EDITION)  
IFC INTERNATIONAL FIRE CODE (2018 EDITION)  
IECC INTERNATIONAL ENERGY CONSERVATION CODE (2012 EDITION)  
IECC INTERNATIONAL ENERGY CONSERVATION CODE (2018 EDITION)  
NEC 70 NATIONAL ELECTRIC CODE (2017 EDITION)  
ICC A117.1 - 2017 ACCESSIBLE AND USABLE BUILDINGS AND FACILITIES

### OCCUPANCY

EDUCATIONAL - GROUP "E"

### CONSTRUCTION TYPE

TYPE II B, UNPROTECTED, NON-SPRINKLERED  
STRUCTURAL STEEL FRAMING AND STEEL BAR JOISTS  
EXTERIOR - METAL STUDS WALLS WITH BRICK VENEER AND EIFS  
INTERIOR - METAL STUDS AND GYPSUM WALLBOARD  
FLOORS - CONCRETE SLAB ON GRADE  
ROOF - EXTERIOR GRADE PLYWOOD WITH RIGID INSULATION AND TPO MEMBRANE ROOF

### GENERAL BUILDING LIMITATIONS

ALLOWABLE HEIGHT - UNCHANGED  
ALLOWABLE STORIES - UNCHANGED  
ALLOWABLE AREA - UNCHANGED

### OCCUPANT LOAD

UNCHANGED

### FIRE RESISTANCE

BUILDING ELEMENTS IN II B CONSTRUCTION SHALL HAVE A FIRE RESISTANCE RATING AS INDICATED IN TABLE 601. (RATING NOT REQUIRED EXCEPT AS REQUIRED BY TABLE 602.)

602.2 - BUILDING ELEMENTS IN TYPE II B CONSTRUCTION SHALL BE NON-COMBUSTIBLE EXCEPT AS PERMITTED BY SECTION 603.

### INTERIOR FINISHES

UNCHANGED

### FIRE PROTECTION

906.1 - PORTABLE FIRE EXTINGUISHERS SHALL BE PROVIDED IN GROUP E OCCUPANCIES AND IN LOCATIONS AS REQUIRED BY THE INTERNATIONAL FIRE CODE (AND AS DIRECTED BY THE AUTHORITY HAVING JURISDICTION.)

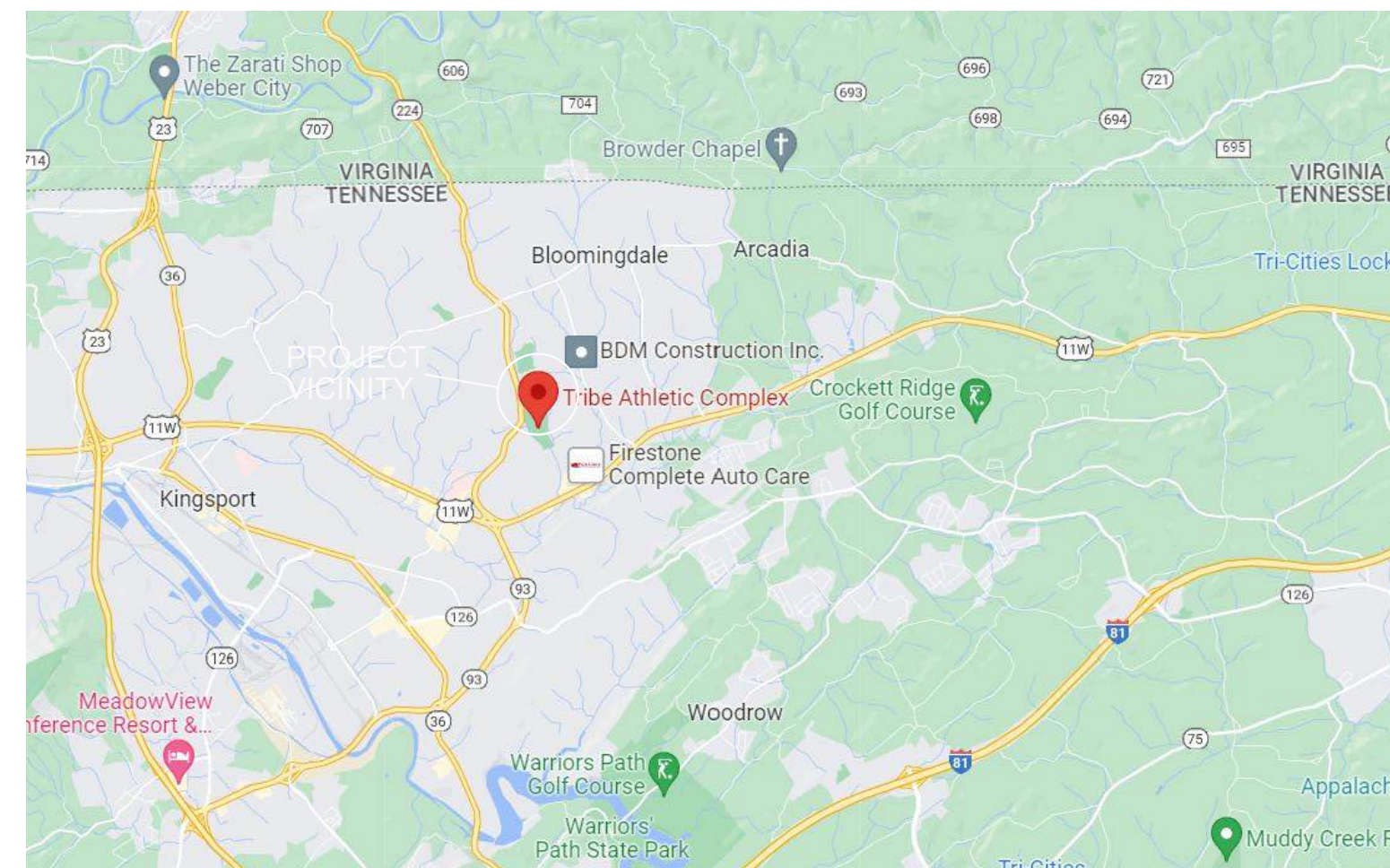
### EGRESS

UN-EFFECTED AND UNCHANGED

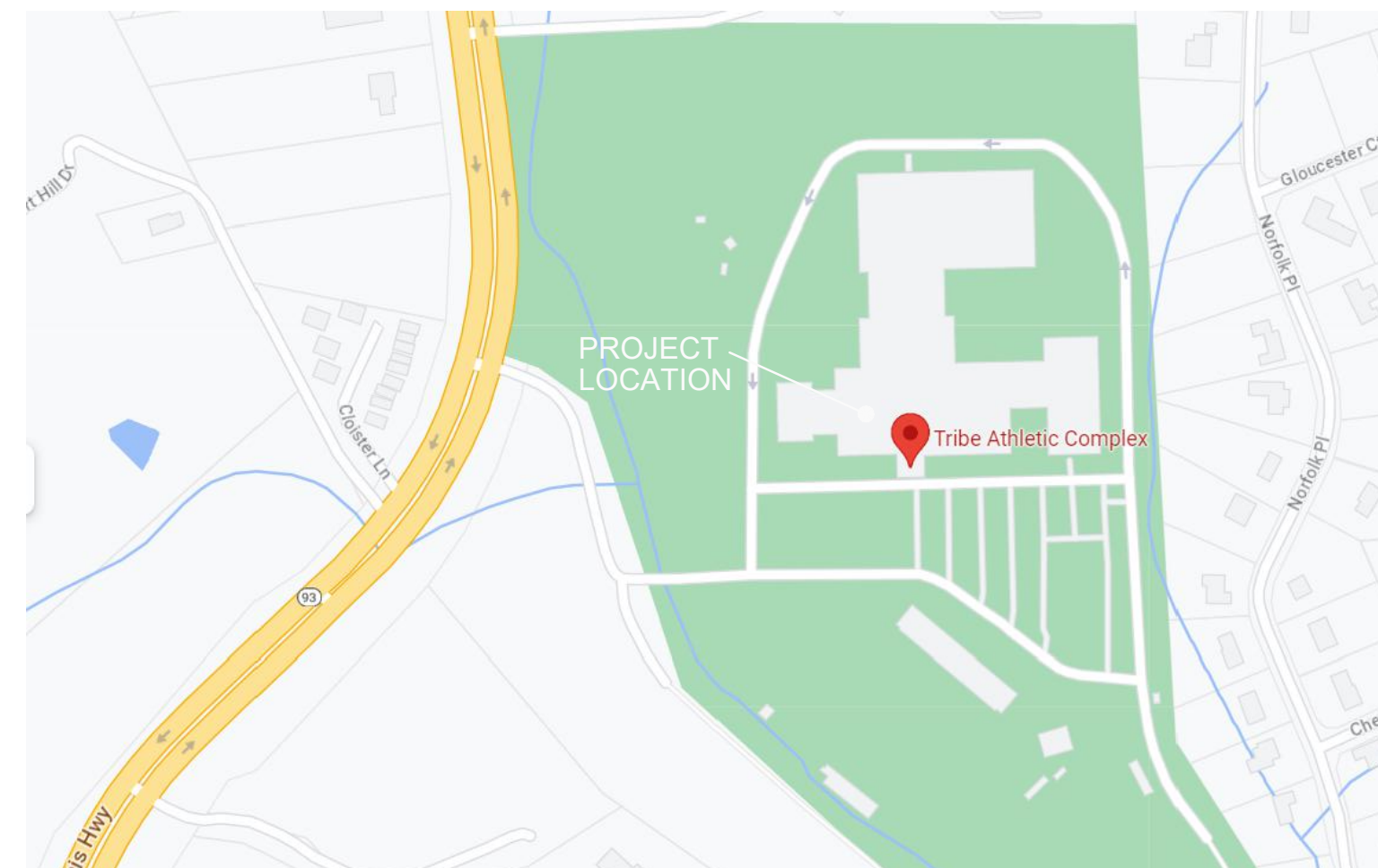
### ACCESSIBILITY

UN-EFFECTED AND UNCHANGED

## VICINITY MAP



## LOCATION MAP



## DRAWING INDEX

### GENERAL

G-00 COVER SHEET  
G-01 GENERAL INFORMATION SHEET

### ARCHITECTURAL

A-01 DEMOLITION ROOF PLAN  
A-15 OVERALL ROOF PLAN  
A-15.1 PARTIAL ROOF PLAN  
A-15.2 PARTIAL ROOF PLAN  
A-16 ROOF DETAILS  
A-17 ROOF DETAILS  
A-18 ROOF DETAILS  
A-19 DETAILS  
A-20 MISCELLANEOUS ROOF DETAILS  
A-21 MISCELLANEOUS ROOF DETAILS  
A-22 MISCELLANEOUS ROOF DETAILS

Roof Replacement for:

Tribe Athletic Complex

2533 N John B Dennis Hwy.,  
Kingsport, Tennessee 37660

**Cain  
Rash  
West**

Architects

130 Regional Park Dr.  
Kingsport, TN 37660  
Phn (423) 349-7760  
Fax (423) 349-7413  
www.grcinc.com

THIS DRAWING AS PREPARED BY CainRashWest Architects SHALL BE USED FOR THE SPECIFIC IDENTIFIED PROJECT ONLY. THIS DRAWING IS THE PROPERTY OF CainRashWest Architects AND SHALL BE RETURNED PER THEIR REQUEST

no.	date	rev. description
1	00-00-20	REVISION DESCRIPTION TEXT

## ARCHITECT

**Cain  
Rash  
West**

Architects

**Architectural  
Services**

130 Regional Park Dr.  
Kingsport, TN 37660  
Phn (423) 349-7760  
Fax (423) 349-7413  
www.grcinc.com



issued XX JAN 2024

checked RDL

drawn SVL

project no. 202382

COVER SHEET

G-00



# ABBREVIATIONS

ABV. ABOVE	ACT ACOUSTICAL TILE	ADA AMERICANS WITH DISABILITIES ACT	A.F.F. ABOVE FINISHED FLOOR	ALUM. ALUMINUM	@ AT OR AT THE RATE OF	APPROX. APPROXIMATELY	BLDG. BUILDING	BLKG. BLOCKING	BOTT. BOTTOM	BRG. BEARING	C.B. CATCH BASIN	C CENTERLINE	CJ CONTROL JOINT	CLG. CEILING	CMU CONCRETE MASONRY UNIT	C.O. CLEAN OUT	CONC. CONCRETE	CONT. CONTINUOUS	COORD. COORDINATE	CORR. CORRIDOR	CTR. CENTER	DTL. DETAIL	D.F. DRINKING FOUNTAIN	DIA. Ø DIAMETER	DWG. DRAWING	D.W. DISH WASHER	(E) EXISTING	EA. EACH	E.I.F.S. EXTERIOR INSULATION AND FINISH SYSTEM	EJ EXPANSION JOINT	EL. ELEVATION	ELEC. ELECTRICAL	EQ. EQUAL	EXIST. EXISTING	EXP. EXPANSION	EXT. EXTERIOR	F.D. FLOOR DRAIN	FDTN. FOUNDATION	F.E. FIRE EXTINGUISHER	F.F. FINISHED FACE	FIN. FINISHED	FLR. FLOOR	FOF FACE OF FINISH	FTG. FOOTING	F.V. FIELD VERIFY	GA. GAUGE	GALV. GALVANIZED, HOT DIPPED	G.H.M. GALVANIZED HOLLOW METAL	GYP. BD. GYPSUM BOARD	H.B. HOSE BIBB	H.C. HANDICAPPED	HW. HARDWARE	H.M. HOLLOW METAL	HSV. HOMOGENEOUS SHEET VINYL	HT. HEIGHT	INSUL. INSULATING, INSULATION	JT. JOINT	LAV. LAVATORY	MANUF. MANUFACTURER	MATL. MATERIAL	MAX. MAXIMUM	MECH. MECHANICAL	MDF MEDIUM DENSITY FIBERBOARD	MFD MULTI-FUNCTION DEVICE	M.H. MAN HOLE	MIN. MINIMUM, OR MINUTES	MIRR. MIRROR IMAGE OF TYPICAL DETAIL	M.O. MASONRY OPENING	M.R. MOISTURE RESISTANT	MTL. METAL	N.I.C. NOT IN CONTRACT	NOM. NOMINAL	O.C. ON CENTER	OCC. OCCUPANTS	PH. PHASE	PKG. PACKAGE	PLATE PLATE	POLY POLYETHYLENE	PR. PAIR	PSI POUNDS PER SQUARE INCH	P.T. PRESSURE TREATED	PT. PAINT, OR PAINTED	R. RADIUS, RISER	RD ROOF DRAIN	RDL ROOF DRAIN LEADER	REQD. REQUIRED	R.O. ROUGH OPENING	SQ. SQUARE	SCHED. SCHEDULE	SIM. SIMILAR	SQ. SQUARE	STD. STANDARD	STL. STEEL	STRUCT. STRUCTURE, OR STRUCTURAL	SUSP. SUSPENDED	TK. THICK	TLT. TOILET	T.O. TOP OF	T.O.F. TOP OF FOOTING	T.O.S. TOP OF STEEL	TYP. TYPICAL	U.L. UNDERWRITER'S LABORATORIES, INC.	W. WIDE	W. WITH	WD. WOOD	WDW. WINDOW	W.H. WATER HEATER	WOW WORKSTATION ON WHEELS	WWF. WELDED WIRE FABRIC
------------	---------------------	-------------------------------------	-----------------------------	----------------	------------------------	-----------------------	----------------	----------------	--------------	--------------	------------------	--------------	------------------	--------------	---------------------------	----------------	----------------	------------------	-------------------	----------------	-------------	-------------	------------------------	-----------------	--------------	------------------	--------------	----------	--	--------------------	---------------	------------------	-----------	-----------------	----------------	---------------	------------------	------------------	------------------------	--------------------	---------------	------------	--------------------	--------------	-------------------	-----------	------------------------------	--------------------------------	-----------------------	----------------	------------------	--------------	-------------------	------------------------------	------------	-------------------------------	-----------	---------------	---------------------	----------------	--------------	------------------	-------------------------------	---------------------------	---------------	--------------------------	--------------------------------------	----------------------	-------------------------	------------	------------------------	--------------	----------------	----------------	-----------	--------------	-------------	-------------------	----------	----------------------------	-----------------------	-----------------------	------------------	---------------	-----------------------	----------------	--------------------	------------	-----------------	--------------	------------	---------------	------------	----------------------------------	-----------------	-----------	-------------	-------------	-----------------------	---------------------	--------------	---------------------------------------	---------	---------	----------	-------------	-------------------	---------------------------	-------------------------

# LEGEND

	EXISTING WALL CONSTRUCTION TO REMAIN
	EXISTING CONSTRUCTION TO BE REMOVED
	CONCRETE MASONRY (NEW, VIEWED IN PLAN & SECTION)
	METAL STUD AND GYPSUM BOARD WALL (NEW)
	METAL STUD AND GYPSUM BOARD WALL (PARTIAL HEIGHT WALL WITH CAP) (NEW)
	BRICK
	GYPSUM BOARD CEILING (IN PLAN)
	CASEWORK (IN PLAN VIEW)
	GLASS OR MIRROR (ELEVATION)
	BATT INSULATION
	VAPOR BARRIER
	CONCRETE (SECTION)
	CRUSHED STONE
	EARTH
	DENOTES 2-HR RATED FREE STANDING FIRE WALL
	DENOTES 2-HR RATED FIRE SEPARATION WALL / SMOKE BARRIER
	DENOTES 1-HR RATED FIRE BARRIER
	DENOTES NON-RATED SMOKE PARTITION

# SYMBOLS

	SECTION IDENTIFICATION
	DRAWING WHERE SECTION IS SHOWN
	ELEVATION IDENTIFICATION
	DRAWING WHERE ELEVATION IS SHOWN
	DETAIL IDENTIFICATION
	DRAWING WHERE DETAIL IS SHOWN
	WALL TYPE IDENTIFICATION
	WINDOW TYPE IDENTIFICATION
	DOOR MARK NUMBER (CORRESPONDS WITH ROOM NUMBER)
	INDICATES QUANTITY OF DOORS PER SPACE/ROOM (A, B, C, ETC.)
	ROOM/SPACE IDENTIFICATION
	ROOM NUMBER
	GRAY TEXT DENOTES EXISTING ROOM
	COLUMN IDENTIFICATION
	COLUMN LINE
	REVISION NUMBER

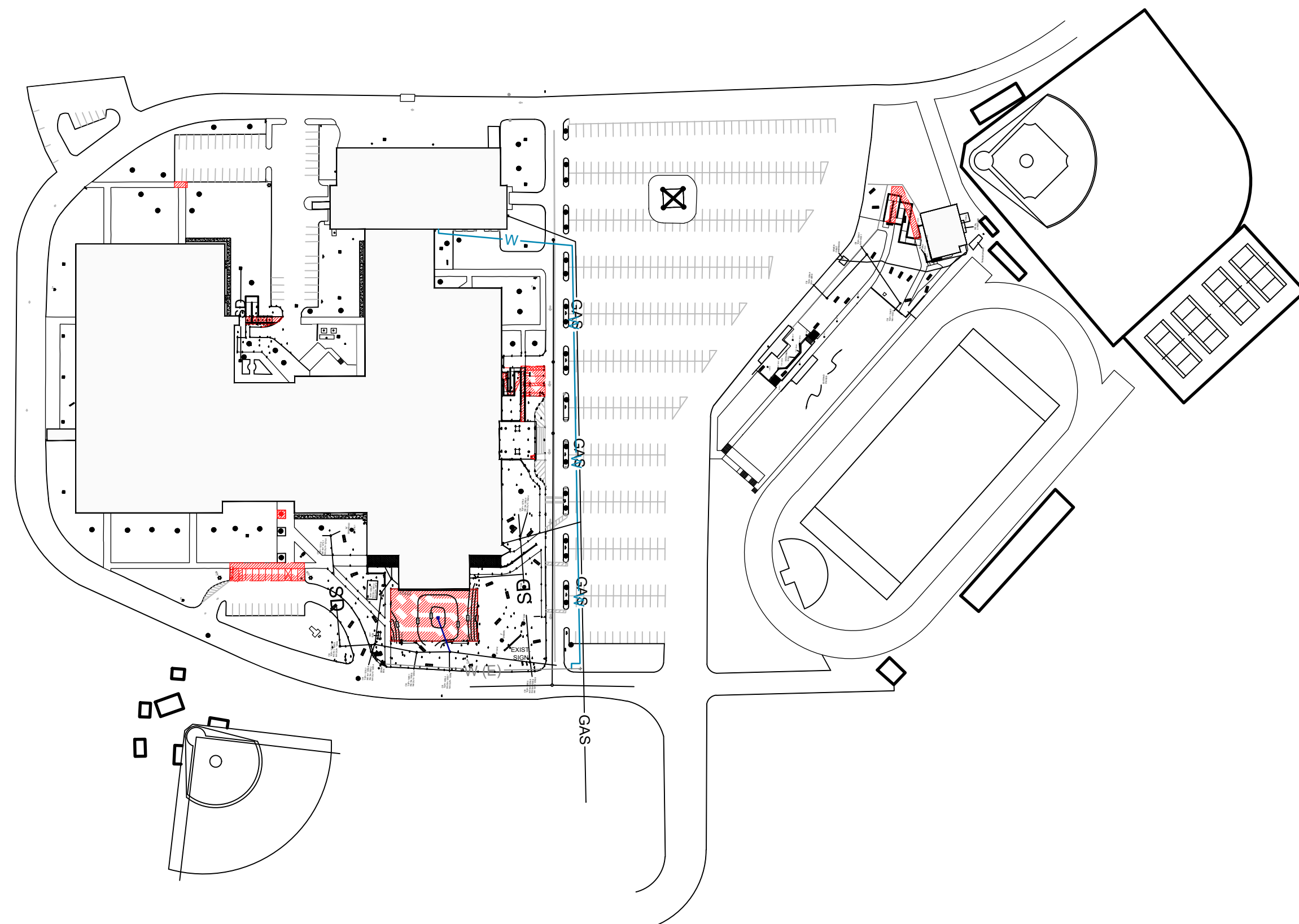
# BID ALTERNATES

**ADD ALTERNATE #1**  
LIMITS OF DISTURBANCE - 26,243 S.F.  
FOR EXTENDS OF AREA OF WORK REFER TO DRAWINGS A-15 AND A-15.2

**ADD ALTERNATE #2**  
LIMITS OF DISTURBANCE - 21,269 S.F.  
FOR EXTENDS OF AREA OF WORK REFER TO DRAWINGS A-15 AND A-15.2

# GENERAL NOTES

- CONTRACTOR SHALL CONFINE HIS OPERATIONS TO THE IMMEDIATE VICINITY OF THE WORK SITE AS DIRECTED BY THE OWNER.
- CONTRACTOR SHALL BE SOLELY RESPONSIBLE FOR THE VERIFICATION OF ACTUAL CONDITIONS SURROUNDING THE PROJECT, INCLUDING THE AS-BUILT LOCATIONS AND CONDITIONS OF EXISTING UTILITIES AND THE BUILDING STRUCTURE.
- CONTRACTOR SHALL COORDINATE THE LOCATIONS FOR THE STORAGE OF EQUIPMENT AND BUILDING MATERIALS WITH THE BUILDING OWNER. CONTRACTOR SHALL NOT BLOCK OR IMPEDE ACCESS TO THE BUILDING BY EXISTING TENANTS, CUSTOMERS OR EMERGENCY VEHICLES.
- CONTRACTOR SHALL COORDINATE ANY REQUIRED SHUT-DOWN OF UTILITIES WITH THE LOCAL BODIES HAVING JURISDICTION. CONTRACTOR SHALL VERIFY THE LOCATION OF ALL UNDERGROUND UTILITIES PRIOR TO PERFORMING ANY EXCAVATION OPERATIONS. ANY DAMAGE TO EXISTING UNDERGROUND UTILITIES, INADVERTENT OR OTHERWISE, RESULTING FROM CONSTRUCTION OPERATIONS, SHALL BE REPAIRED OR REPLACED BY THE CONTRACTOR AT NO ADDITIONAL EXPENSE TO THE OWNER.
- UNLESS OTHERWISE NOTED, INTERIOR STUD WALLS SHALL BE CONSTRUCTED WITH 20 GA., 3 5/8" STEEL STUDS AT 16" ON CENTER WITH ONE (1) LAYER OF 5/8" THICK, TYPE "X", GYPSUM BOARD ON EACH FACE. (TOTAL WALL THICKNESS = 4 7/8") PROVIDE VERTICAL CONTROL JOINT AT ONE SIDE OF DOOR HEADS (TYPICAL). SET TRACK IN ACOUSTICAL SEALANT FOR SOUND CONTROL. (TYPICAL ALL WALLS.)
- PLAN DIMENSIONS DENOTE FACE OF NEW STUD TO FACE OF NEW STUD (OR FACE OF FINISH IF CONCRETE OR CMU) UNLESS OTHERWISE NOTED. (TYPICAL FOR NEW, INTERIOR STUD WALL CONSTRUCTION.)
- PLAN DIMENSIONS DENOTE FINISHED FACE OF EXISTING WALL TO FINISHED FACE OF EXISTING WALL UNLESS OTHERWISE NOTED. (TYPICAL FOR EXISTING WALLS.)
- ALL PARTITIONS SHALL BE CONTINUOUS FROM TOP OF FLOOR SLAB TO MIN. 6" ABOVE FIN. CEILING UNLESS OTHERWISE NOTED OR DETAILED. PROVIDE FIBERGLASS SOUND ATTENUATION BLANKETS IN ALL WALLS. (TYPICAL FULL HEIGHT OF WALL.) (SEE WALL TYPES.)
- CONTRACTOR SHALL PROVIDE TEMPORARY CONSTRUCTION WALLS AND CLOSURES AS REQUIRED TO PREVENT THE SPREAD AND INFILTRATION OF DUST AND DEBRIS TO OTHER OCCUPIED AREAS OF THE BUILDING.
- ALL DEBRIS SHALL BE REMOVED FROM THE PROJECT SITE BY THE CONTRACTOR AND DISPOSED OF IN ACCORDANCE WITH ALL APPLICABLE LOCAL, STATE AND FEDERAL REQUIREMENTS. DEBRIS SHALL BE REMOVED FROM THE SITE DAILY.
- THE CONTRACTOR SHALL ACCESS THE BUILDING ONLY FROM LOCATIONS APPROVED BY THE OWNER'S REPRESENTATIVE. CONSTRUCTION OPERATIONS SHALL NOT IMPEDE THE NORMAL FLOW OF TRAFFIC AT OTHER ENTRYWAYS.
- CONTRACTOR SHALL NOTIFY BUILDING OWNER, AND ALL TENANTS, OF ANY REQUIRED UTILITY SHUT-DOWN NOT LESS THAN 48 HOURS IN ADVANCE OF THE SCHEDULED INTERRUPTION OF UTILITY SERVICES.
- DURING CONSTRUCTION, THE CONTRACTOR SHALL BE RESPONSIBLE FOR THE PROTECTION OF THE BUILDING AND ITS CONTENTS FROM THE ELEMENTS AND FROM UNAUTHORIZED ENTRY. CONTRACTOR SHALL PROVIDE TEMPORARY CLOSURES AND BARRICADES AS REQUIRED TO MAINTAIN A SECURE ENVIRONMENT.
- CONTRACTOR SHALL BE SOLELY RESPONSIBLE FOR THE VERIFICATION OF ALL DIMENSIONS, LOCATIONS, SIZES, ETC. OF ALL BUILDING COMPONENTS, STRUCTURAL MEMBERS, EQUIPMENT, AND ACCESSORIES TO REMAIN.
- CONTRACTOR SHALL NOT IMPEDE TRAFFIC FLOW IN ROADWAYS OR PARKING AREAS. COMPLETE ACCESS TO THE BUILDING BY EMERGENCY VEHICLES SHALL BE MAINTAINED AT ALL TIMES DURING DEMOLITION AND CONSTRUCTION OPERATIONS.
- VERTICAL CHANGES IN FLOOR LEVEL MAY NOT EXCEED 1/4" UNLESS HALF OR ALL OF THE VERTICAL PORTION IS BEVELED.
- CONTRACTOR IS RESPONSIBLE FOR PATCHING AND FINISHING ALL EXISTING WALLS THAT ARE DAMAGED DURING DEMOLITION OPERATIONS OR THROUGH THE INSTALLATION OF NEW ITEMS AND APPURTENANCES TO A UNIFORM APPEARANCE TO MATCH THAT OF ADJACENT FINISHES.
- THIS DRAWING SET UTILIZES COLOR FOR CLARITY AND IS BEST INTERPRETED WHEN VIEWED OR PRINTED IN COLOR.
- THIS DRAWING SET IS INTENDED TO BE PRINTED AT 24"x36" SHEET SIZE. DO NOT SCALE DRAWINGS FROM ANY OTHER SIZE PRINT.



**SITE LOGISTICS PLAN**

# DESIGN LIVE LOADING (ROOF)

(IBC 2012)

Roof	= 30 lbs./s.f.
Snow	= 20 lbs./s.f.
Snow Ground Load	= 15 lbs./s.f.
Snow Exposure Factor, C <sub>e</sub>	= 1.0
Snow Load Importance Factor, I <sub>s</sub>	= 1.10
Thermal Factor, C <sub>t</sub>	= 1.1

Wind	= 25 lbs./s.f.
Ultimate Wind Speed (3 Sec. Gust) V <sub>ult</sub>	= 120 m.p.h.
Nominal Wind Speed (3 Sec. Gust) V <sub>asd</sub>	= 93 m.p.h.
Wind Importance Factor, I <sub>w</sub>	= 1.15
Wind Exposure Category:	= C
Internal Pressure Coefficient:	= (+)0.18, (-)0.18
Components and Cladding:	= (+)13.3, (-)17.0

Seismic:	
Seismic Importance Factor, I <sub>e</sub>	= 1.25
Risk / Occupancy Category	III
Mapped Spectral Response Acceleration, S <sub>s</sub>	= 0.286
Mapped Spectral Response Acceleration, S <sub>1</sub>	= 0.10
Site Class	D
Spectral Response Coefficient, S <sub>DS</sub>	= 0.30
Spectral Response Coefficient, S <sub>1</sub>	= 0.16
Seismic Design Category	B
Basic Seismic-Force-Resisting System(s):	
Building Frame System: Braced Steel	
System not Specifically Detailed for	
Seismic Resistance	
Design Base Shear, V	= 50K
Seismic Response Coefficient, C <sub>s</sub>	= 0.154
Response Modification Factor, R	= 3
Analysis Procedure: Equivalent	
Lateral Force Procedure; V = C <sub>s</sub> W	

Roof Replacement for:  
**Tribe Athletic Complex**

2533 N John B Dennis Hwy.,  
Kingsport, Tennessee 37660

**Cain  
Rash  
West**

Architects

130 Regional Park Dr.  
Kingsport, TN 37660  
Phn (423) 349-7760  
Fax (423) 349-7413  
www.grcinc.com

THIS DRAWING AS PREPARED BY CainRashWest Architects SHALL BE USED FOR THE SPECIFIC IDENTIFIED PROJECT ONLY. THIS DRAWING IS THE PROPERTY OF CainRashWest Architects AND SHALL BE RETURNED PER THEIR REQUEST

no.	date	rev. description
1	00-00-20	REVISION DESCRIPTION TEXT






issued	23 JAN 2024
checked	RDL
drawn	SVL
project no.	202382

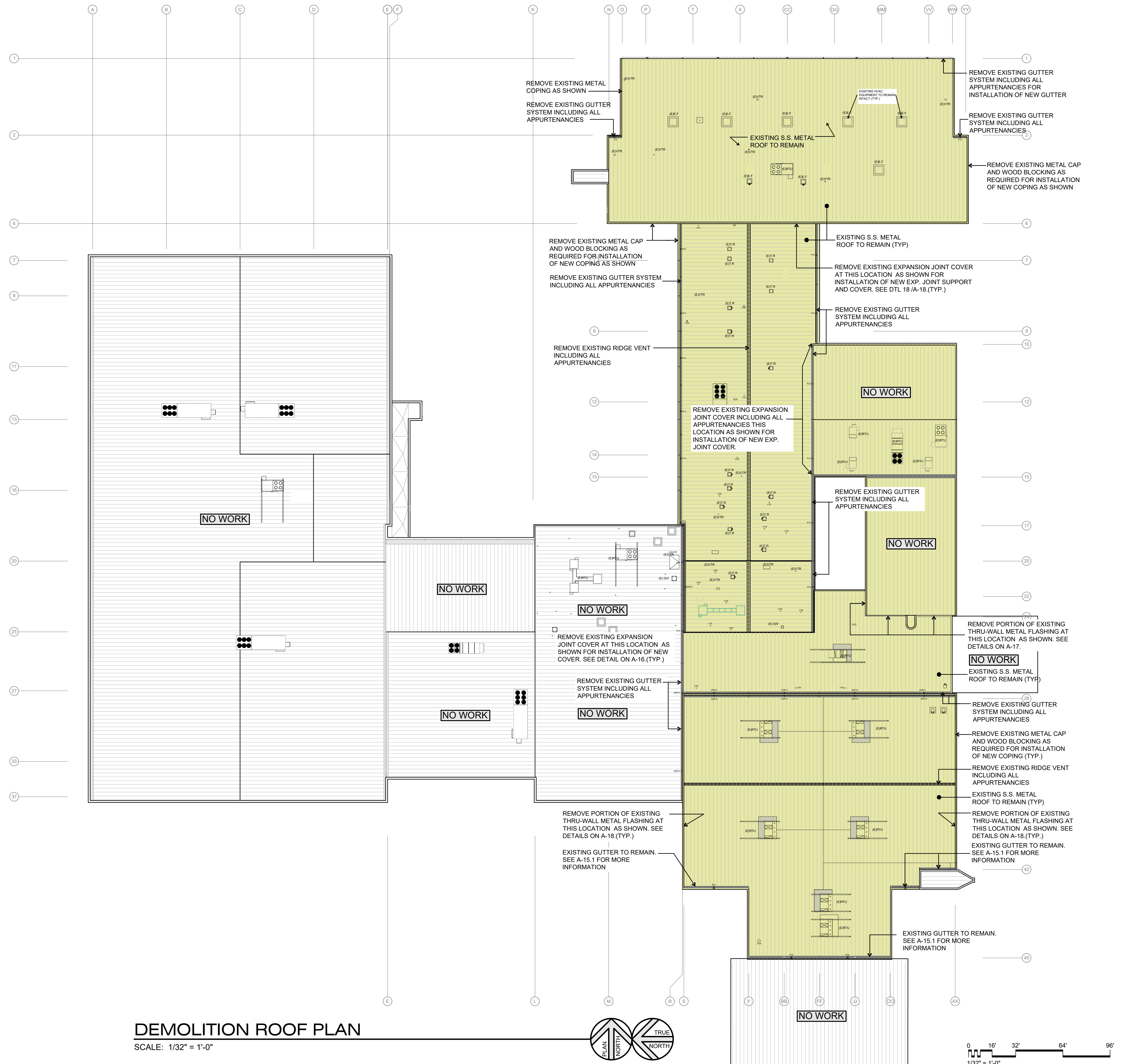
GENERAL INFORMATION

**G-01**




# LEGEND

-  EXISTING WALL CONSTRUCTION TO REMAIN
-  EXISTING CONSTRUCTION TO BE REMOVED
-  LIMITS OF DISTURBANCE FOR ROOF REPLACEMENT - BASE BID



## DEMOLITION ROOF PLAN

SCALE: 1/32" = 1'-0"



Roof Replacement for:  
**Tribe Athletic Complex**


2533 N John B Dennis Hwy.,  
Kingsport, Tennessee 37660



130 Regional Park Dr.  
Kingsport, TN 37660  
Phn (423) 349-7760  
Fax (423) 349-7413  
www.grcinc.com

THIS DRAWING AS PREPARED BY CainRashWest Architects SHALL BE USED FOR THE SPECIFIC IDENTIFIED PROJECT ONLY. THIS DRAWING IS THE PROPERTY OF CainRashWest Architects AND SHALL BE RETURNED PER THEIR REQUEST

no.	date	rev. description
1	00-00-20	REVISION DESCRIPTION TEXT



issued	23 JAN 2024
checked	RDL
drawn	SVL
project no.	202382

ROOF  
DEMOLITION  
PLAN

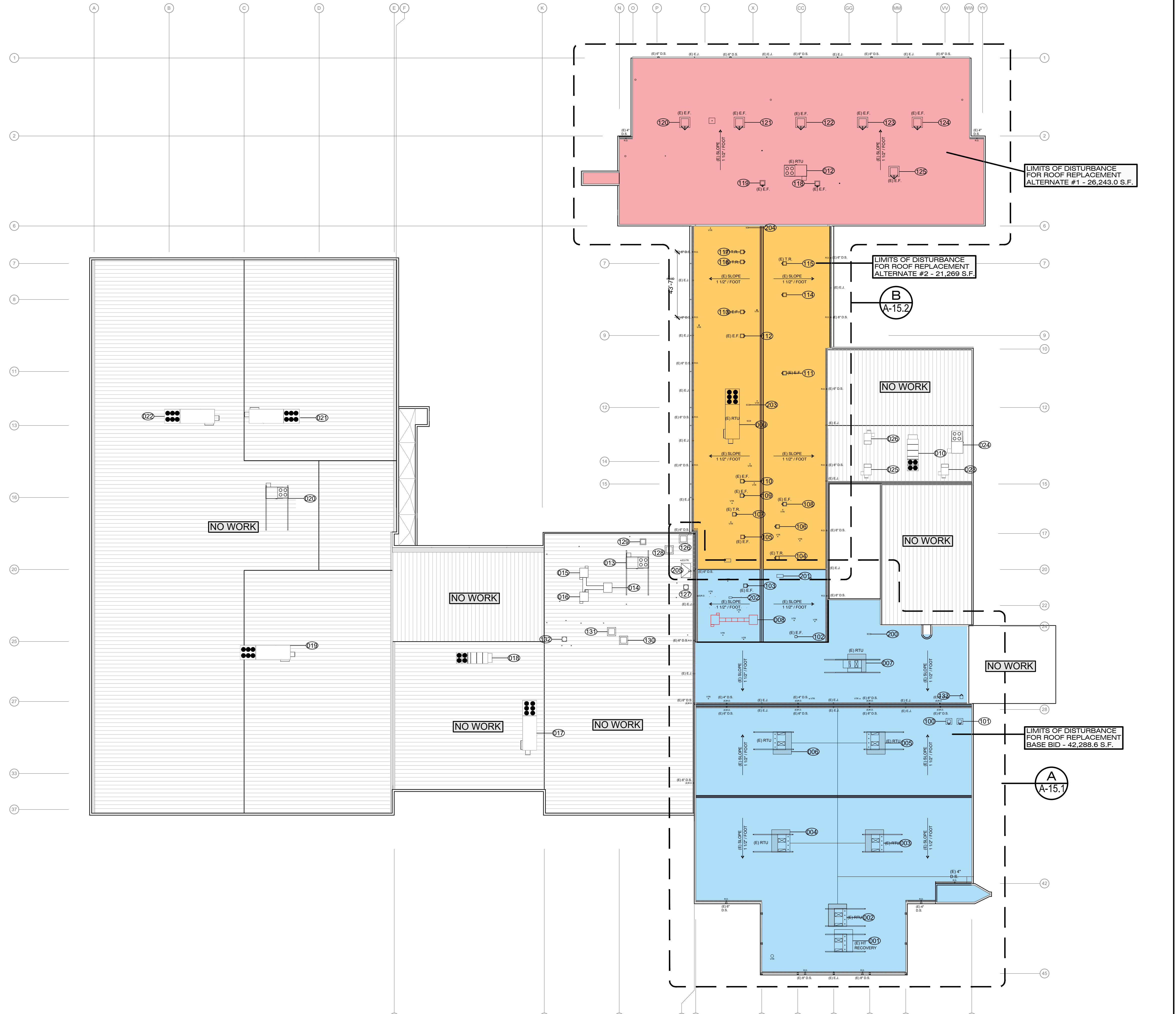
A-01



# ROOF PLAN NOTES

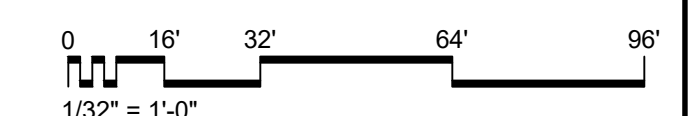

## GENERAL

- CONTRACTOR SHALL BE SOLELY RESPONSIBLE FOR VERIFICATION OF ACTUAL CONDITIONS SURROUNDING THE PROJECT INCLUDING AS-BUILT CONDITION OF THE EXISTING BUILDING AND ROOF.
  - CONTRACTOR SHALL BE SOLELY RESPONSIBLE FOR VERIFICATION OF ROOF DIMENSIONS AND SIZES, LOCATIONS, ETC. OF EXISTING ROOF MOUNTED EQUIPMENT AND ACCESSORIES, AND OTHER SPECIALS.
  - DURING CONSTRUCTION, CONTRACTOR SHALL BE RESPONSIBLE FOR PROTECTION OF THE EXISTING BUILDING AND ITS CONTENTS FROM THE ELEMENTS AND SHALL PROVIDE TEMPORARY ROOF PROTECTION AND COVERING AS NECESSARY.
- MEMBRANE ROOF**
- LOW SLOPE ROOFING SYSTEM (SHADED AREA), SHALL BE 80 MIL, NON-REINFORCED FULLY ADHERED TPO MEMBRANE - SEE SPECIFICATIONS.
  - CONTINUOUS MINIMUM THICKNESS OF ROOF INSULATION THROUGHOUT: 3 1/2" OR 1 LAYER 1 1/2" AND 1 LAYER 2" THICK RIGID INSULATION.
  - EXISTING ROOF STRUCTURE TO REMAIN.
  - REFER TO MECHANICAL DRAWINGS FOR PRE-MANUFACTURED ROOF CURBS. PROVIDE SOUND INSULATION REQUIREMENTS BELOW THE UNIT INSIDE ROOF CURB.
  - TURN MEMBRANE UP TO COVER THE BACKSIDE OF ALL PARAPETS AND FLASH PER MANUFACTURER'S STANDARD DETAILS.
  - CONTRACTOR SHALL CONFINE HIS OPERATIONS TO THE IMMEDIATE VICINITY OF THE WORK AND SHALL ACCESS THE ROOF ONLY FROM THE EXTERIOR OF THE BUILDING OR AS DIRECTED BY THE OWNER.
  - CONTRACTOR SHALL INSURE THAT THE ROOF STRUCTURE IS NOT OVERLOADED BY THE WEIGHT OF MATERIALS, EQUIPMENT OR PERSONNEL DURING CONSTRUCTION. AT NO TIME SHALL THE ROOF BE USED FOR THE STORAGE OF ROOFING MATERIALS OR CONSTRUCTION EQUIPMENT.
  - STRUCTURAL ENGINEER SHALL REVIEW THE FINAL RTU SIZES AND WEIGHTS PRIOR TO THEIR INSTALLATION.
  - REFER TO SPECIFICATIONS FOR MEMBRANE ROOFING AND INSULATION.
  - DETAILS SHOWN ON A-16 ARE STANDARD DETAILS FROM CARLISLE CORPORATION AND ARE INTENDED TO ESTABLISH A STANDARD OF QUALITY. ONLY KEY DETAILS HAVE BEEN SELECTED. OTHER "ANCILLARY" DETAILS REQUIRED FOR COMPLETE SYSTEM MAY NOT BE SHOWN.
  - OTHER MANUFACTURER OR EQUAL (OR SUPERIOR) PRODUCTS BY ALTERNATE MANUFACTURERS MUST BE SUBMITTED AND APPROVED. DETERMINATION AS TO THE QUALITY OF PROPOSED SUBSTITUTIONS SHALL BE MADE BY ARCHITECT. FOR FINAL SELECTED PRODUCT, IT IS EXPECTED THAT THE CONTRACTOR COMPLY WITH ALL MANUFACTURER'S DETAILS FOR A WARRANTED PRODUCT.
  - CONTRACTOR SHALL ENSURE THAT TYING NEW TPO ROOF INTO THE EXISTING S.S. METAL ROOF SHALL BE PER MANUFACTURER'S RECOMMENDATIONS TO MAINTAIN THE EXISTING ROOF WARRANTY.



## OVERALL ROOF PLAN

SCALE: 1/32" = 1'-0"



Roof Replacement for:  
**Tribe Athletic Complex**  
 2533 N John B Dennis Hwy.,  
 Kingsport, Tennessee 37660



130 Regional Park Dr.  
 Kingsport, TN 37660  
 Phn (423) 349-7760  
 Fax (423) 349-7413  
 www.grcinc.com

THIS DRAWING AS PREPARED BY CainRashWest Architects SHALL BE USED FOR THE SPECIFIC IDENTIFIED PROJECT ONLY. THIS DRAWING IS THE PROPERTY OF CainRashWest Architects AND SHALL BE RETURNED PER THEIR REQUEST.

no.	date	rev. description
1	2-7-24	ADDENDUM #1



issued	23 JAN 2024
checked	RDL
drawn	SVL
project no.	202382

OVERALL ROOF PLAN

**A-15**



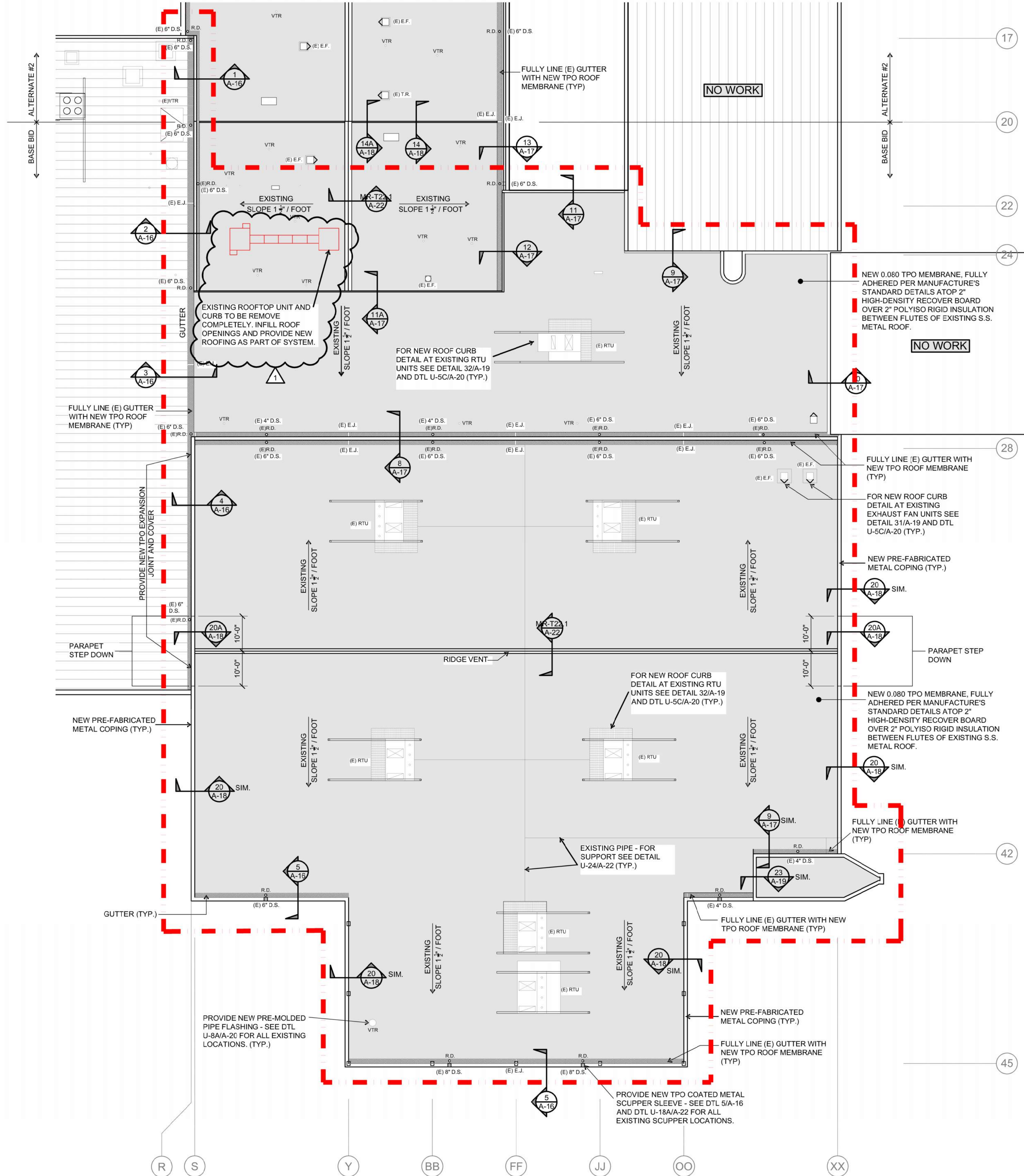


**KEY PLAN**

SCALE: 1" = 100'-0"


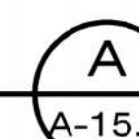
**ROOF PLAN NOTES**

1. REFER TO ENGINEERING DRAWINGS FOR OTHER MISCELLANEOUS ROOF PENETRATIONS NOT SHOWN THIS DRAWING.
2. REFER TO MISCELLANEOUS ROOF DETAILS SHEETS FOR INFORMATION AT ALL EXISTING ROOF PENETRATIONS NOT DENOTED ON THE DRAWINGS. VERIFY LOCATION AND CONDITIONS IN FIELD PRIOR TO COMMENCEMENT OF WORK.
3. CONTRACTOR SHALL CONFINE HIS OPERATIONS TO THE IMMEDIATE VICINITY OF THE WORK.
4. CONTRACTOR SHALL INSURE THAT THE ROOF STRUCTURE IS NOT OVERLOADED BY THE WEIGHT OF MATERIALS, EQUIPMENT OR PERSONNEL DURING CONSTRUCTION. AT NO TIME SHALL THE ROOF BE USED FOR THE STORAGE OF ROOFING MATERIALS OR CONSTRUCTION EQUIPMENT.
5. CONTRACTOR SHALL CUT OFF AND REWELD LADDER ON HIGH SIDE OF ROOF.



**PARTIAL ROOF PLAN**

SCALE: 1/16" = 1'-0"



Plotted: 2/19/2024 11:28:23 AM File: A-15-1\_PARTIAL ROOF PLAN\_TAC RE-ROOF\_202382.DWG


Roof Replacement for:  
**Tribe Athletic Complex**  
 2533 N John B Dennis Hwy.,  
 Kingsport, Tennessee 37660



130 Regional Park Dr.  
 Kingsport, TN 37660  
 Phn (423) 349-7760  
 Fax (423) 349-7413  
 www.grcinc.com

THIS DRAWING AS PREPARED BY CainRashWest Architects SHALL BE USED FOR THE SPECIFIC IDENTIFIED PROJECT ONLY. THIS DRAWING IS THE PROPERTY OF CainRashWest Architects AND SHALL BE RETURNED PER THEIR REQUEST

no.	date	rev. description
1	2-7-24	ADDENDUM #1



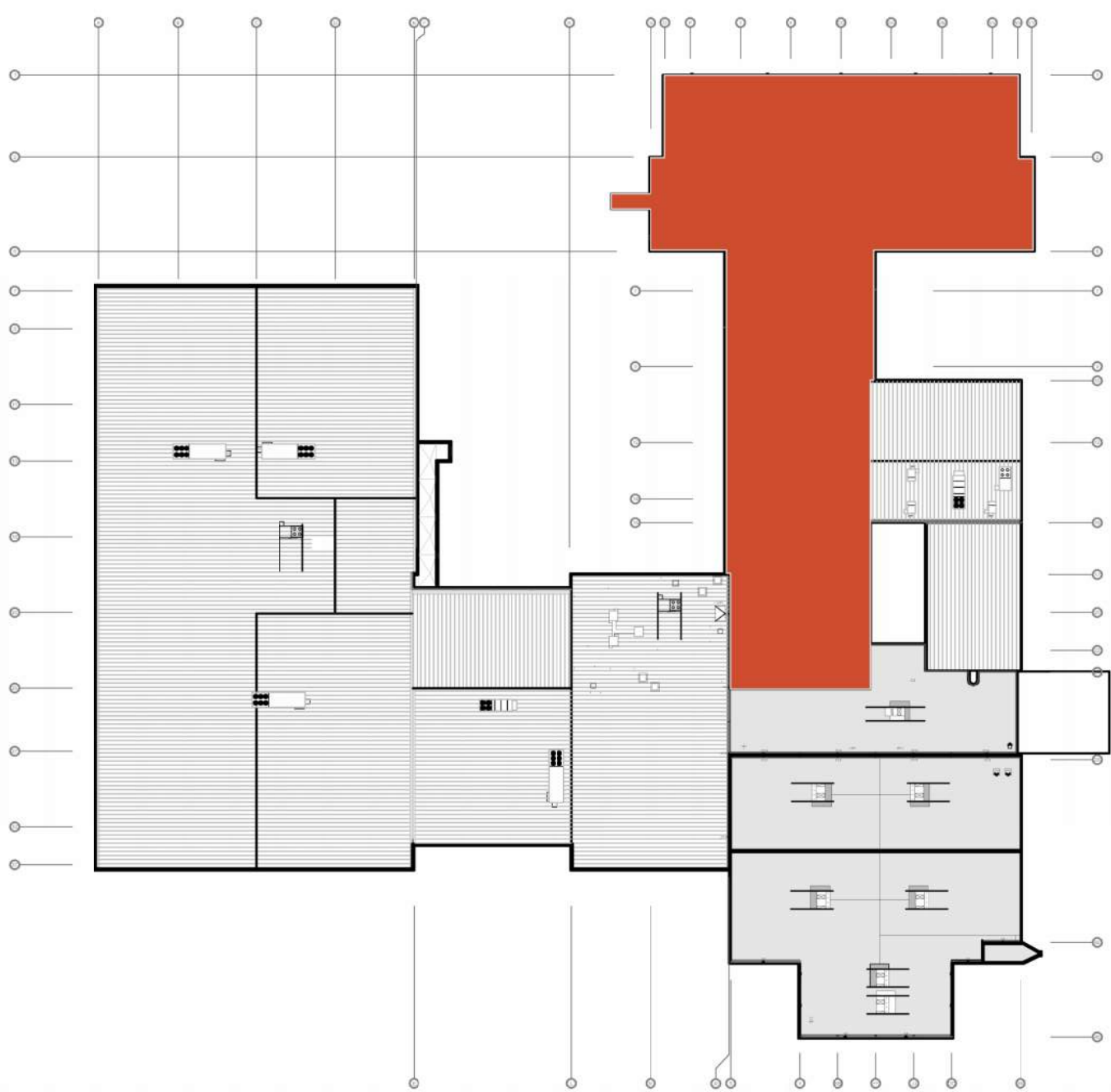
issued 23 JAN 2024  
 checked RDL  
 drawn SVL  
 project no. 202382

PARTIAL ROOF PLAN

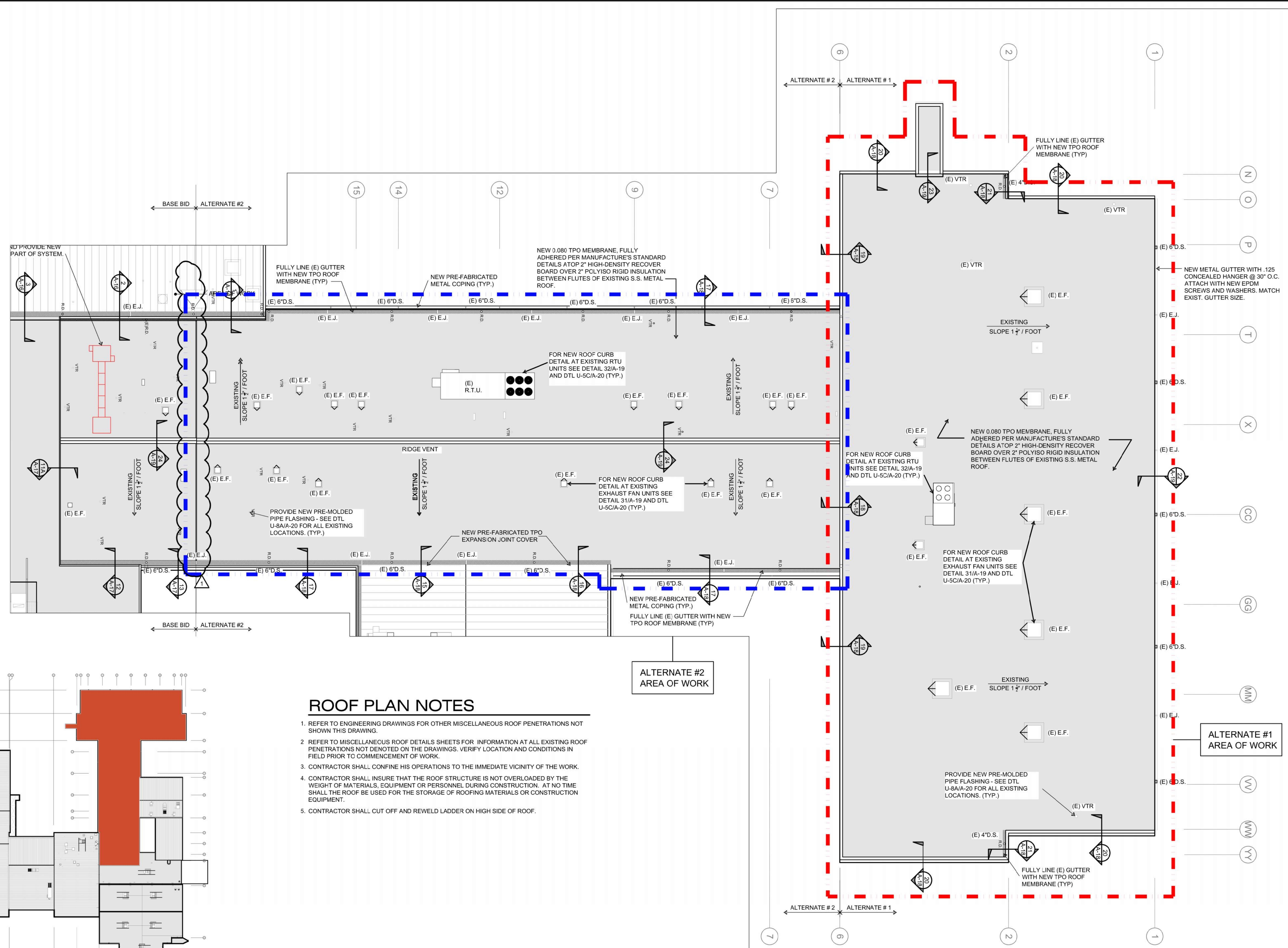
**A-15.1**



Plotfile: 2/19/2024 11:33:04 AM File: A-15-1\_PARTIAL ROOF PLAN\_TAC RE-ROOF\_202382.DWG



**KEY PLAN**  
SCALE: 1" = 100'-0"

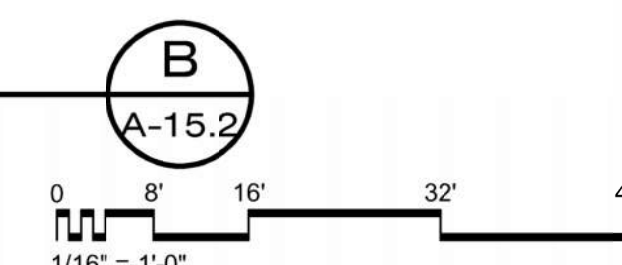


**ROOF PLAN NOTES**

1. REFER TO ENGINEERING DRAWINGS FOR OTHER MISCELLANEOUS ROOF PENETRATIONS NOT SHOWN THIS DRAWING.
2. REFER TO MISCELLANEOUS ROOF DETAILS SHEETS FOR INFORMATION AT ALL EXISTING ROOF PENETRATIONS NOT DENOTED ON THE DRAWINGS. VERIFY LOCATION AND CONDITIONS IN FIELD PRIOR TO COMMENCEMENT OF WORK.
3. CONTRACTOR SHALL CONFINE HIS OPERATIONS TO THE IMMEDIATE VICINITY OF THE WORK.
4. CONTRACTOR SHALL INSURE THAT THE ROOF STRUCTURE IS NOT OVERLOADED BY THE WEIGHT OF MATERIALS, EQUIPMENT OR PERSONNEL DURING CONSTRUCTION. AT NO TIME SHALL THE ROOF BE USED FOR THE STORAGE OF ROOFING MATERIALS OR CONSTRUCTION EQUIPMENT.
5. CONTRACTOR SHALL CUT OFF AND REWELD LADDER ON HIGH SIDE OF ROOF.

**PARTIAL ROOF PLAN**

SCALE: 1/16" = 1'-0"



Roof Replacement for:

# Tribe Athletic Complex

2533 N John B Dennis Hwy.,  
Kingsport, Tennessee 37660

**Cain  
Rash  
West**  
Architects

130 Regional Park Dr.  
Kingsport, TN 37660  
Phn (423) 349-7760  
Fax (423) 349-7413  
www.grcinc.com

THIS DRAWING AS PREPARED BY CainRashWest Architects SHALL BE USED FOR THE SPECIFIC IDENTIFIED PROJECT ONLY. THIS DRAWING IS THE PROPERTY OF CainRashWest Architects AND SHALL BE RETURNED PER THEIR REQUEST

no.	date	rev. description
1	2-7-24	ADDENDUM #1



issued	23 JAN 2024
checked	RDL
drawn	SVL
project no.	202382

PARTIAL ROOF PLAN

**A-15.2**

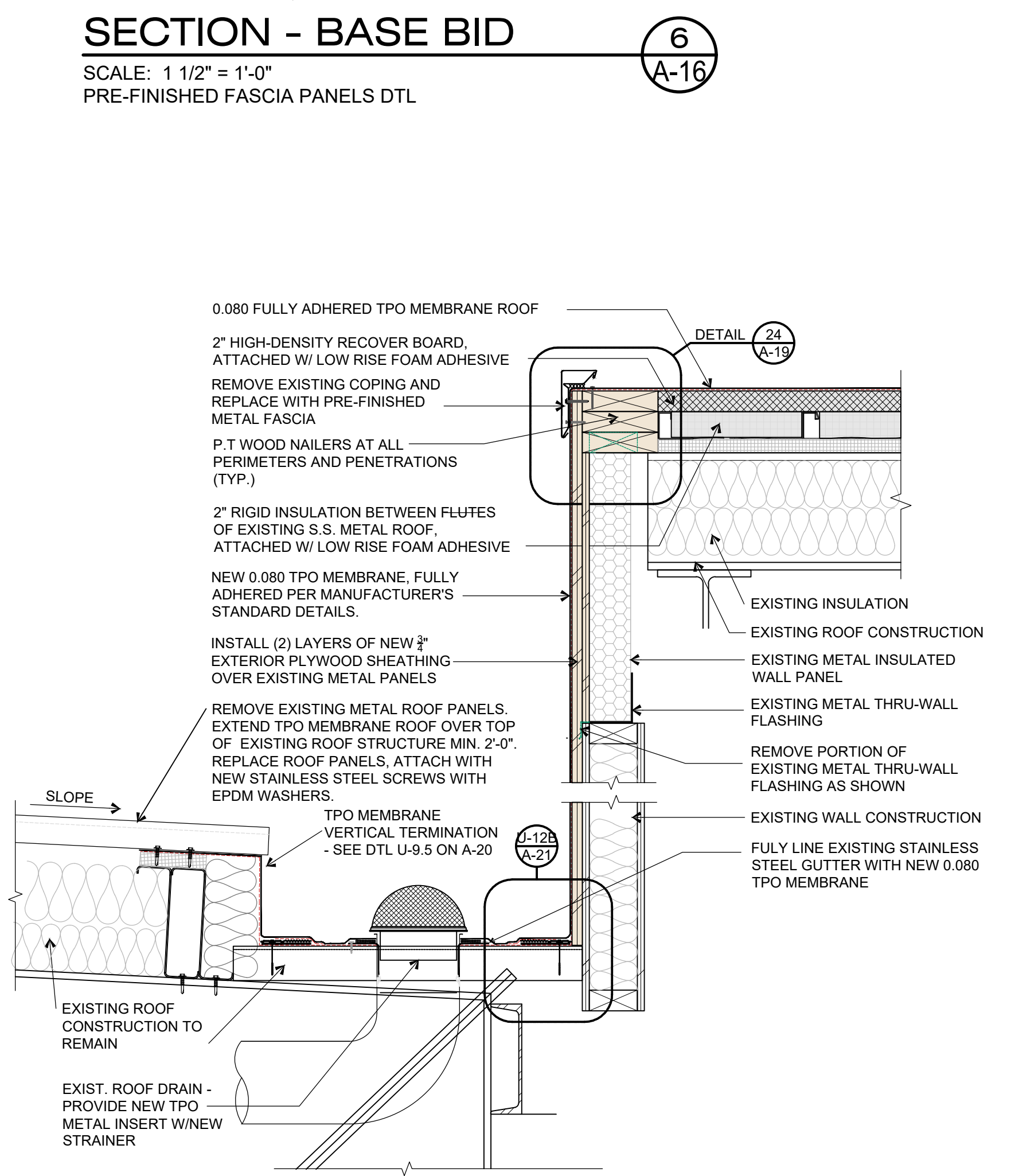
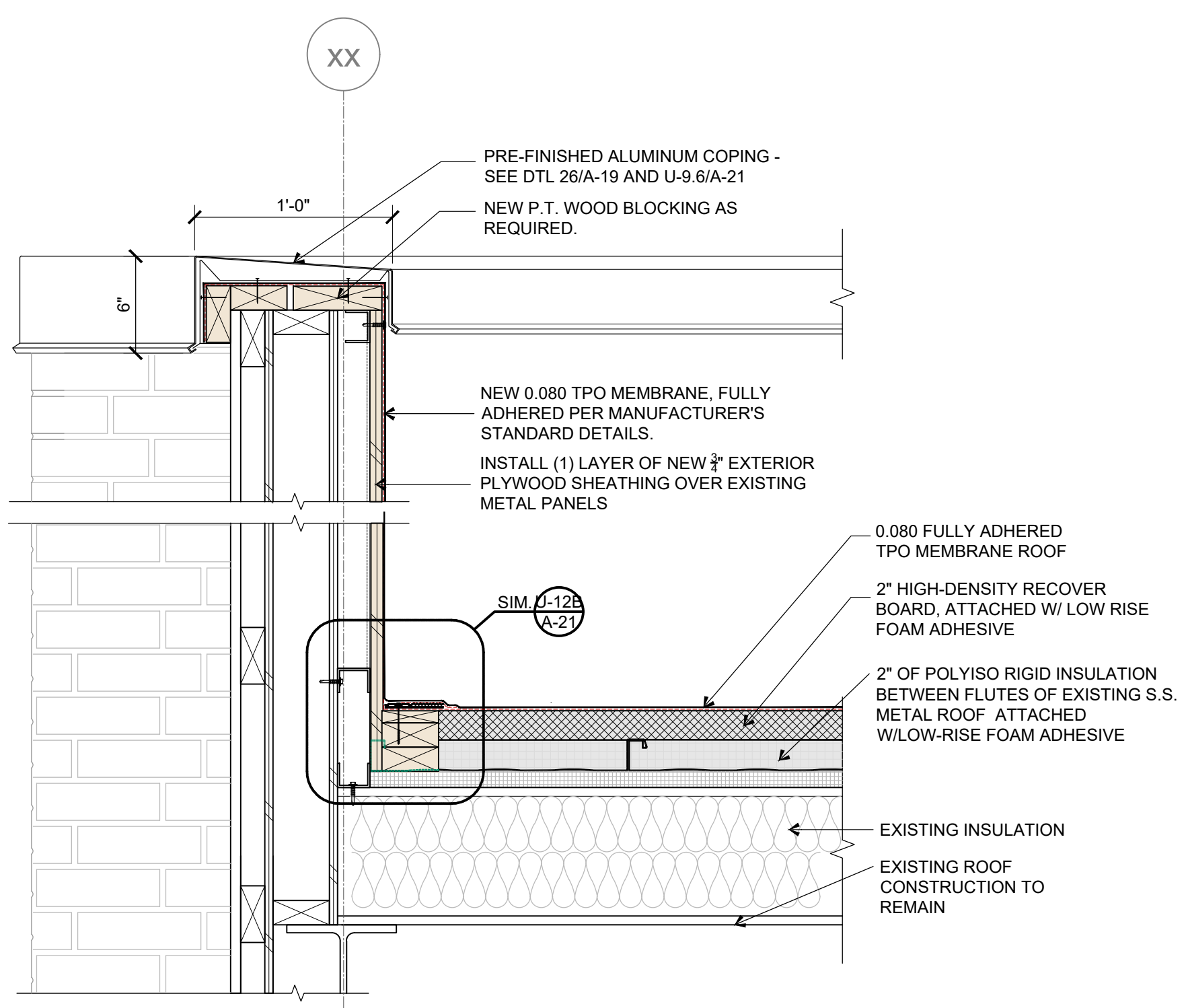
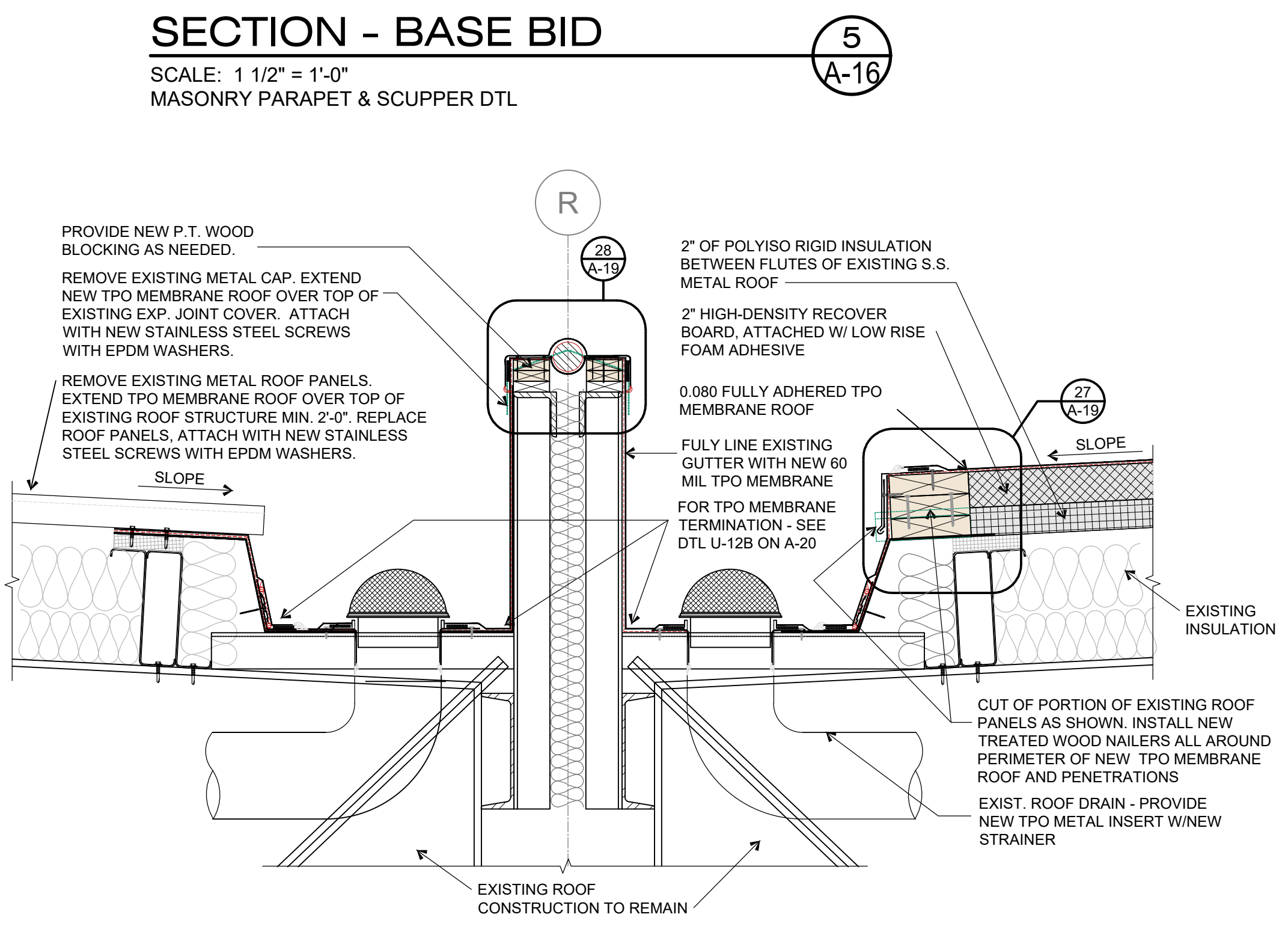
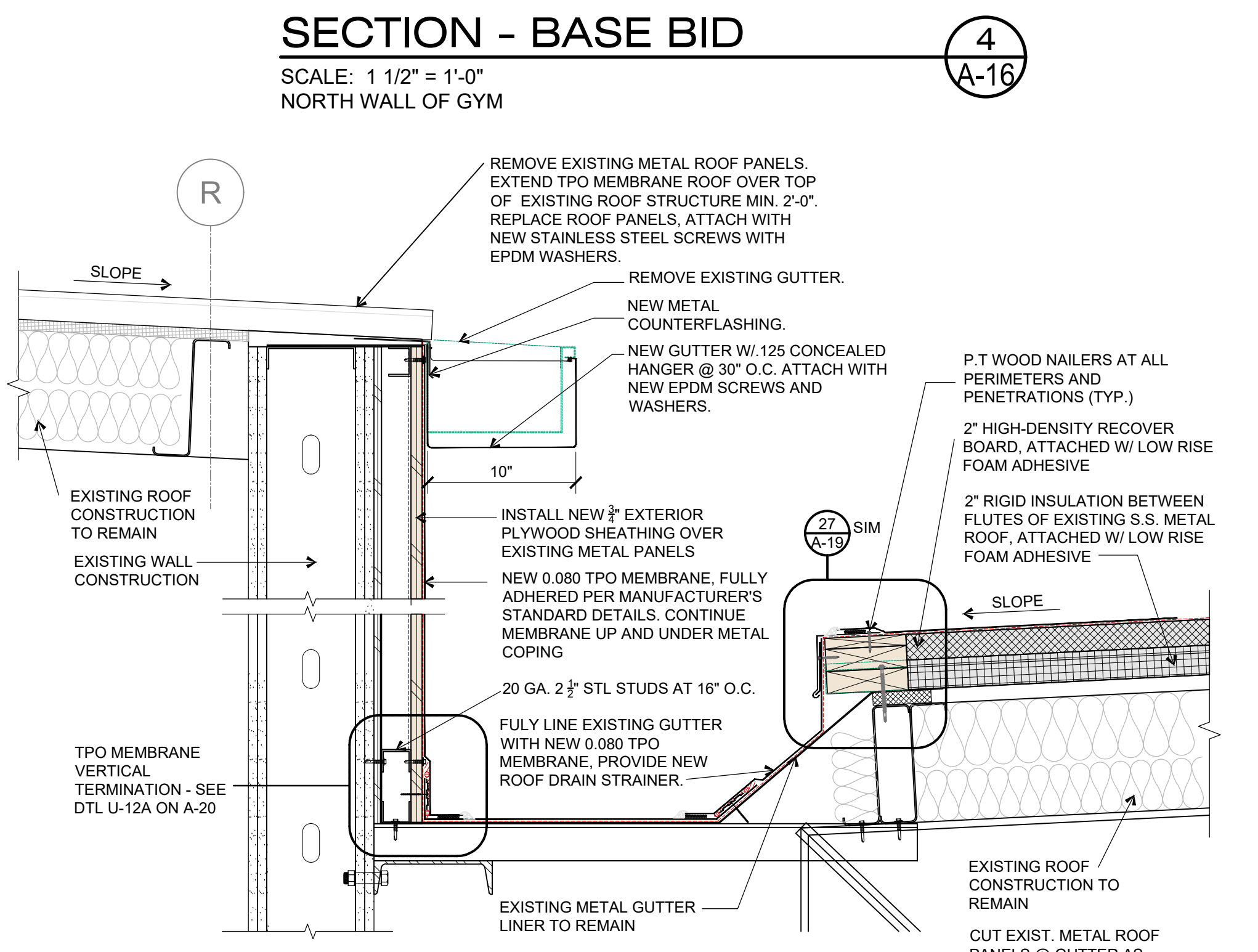
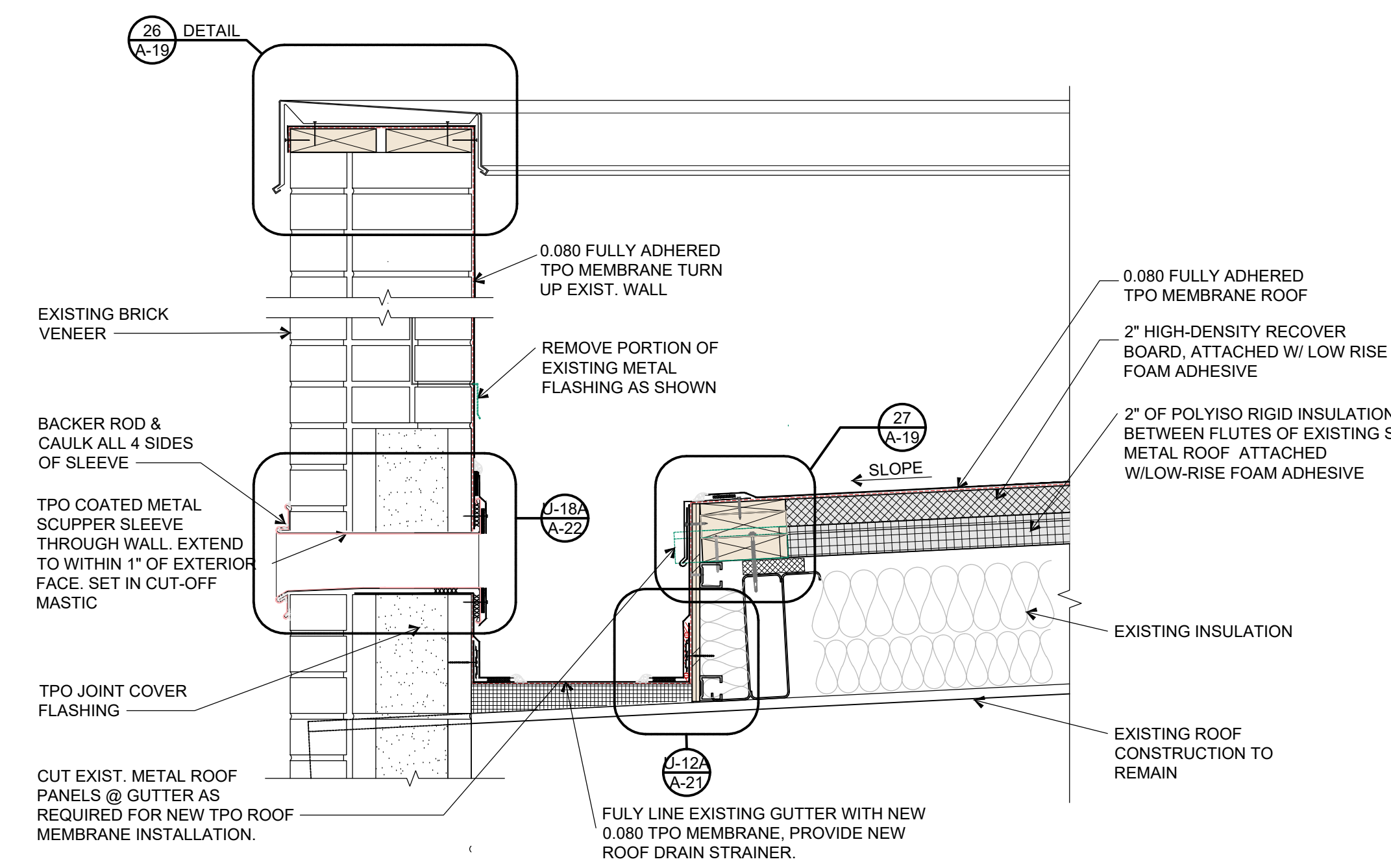
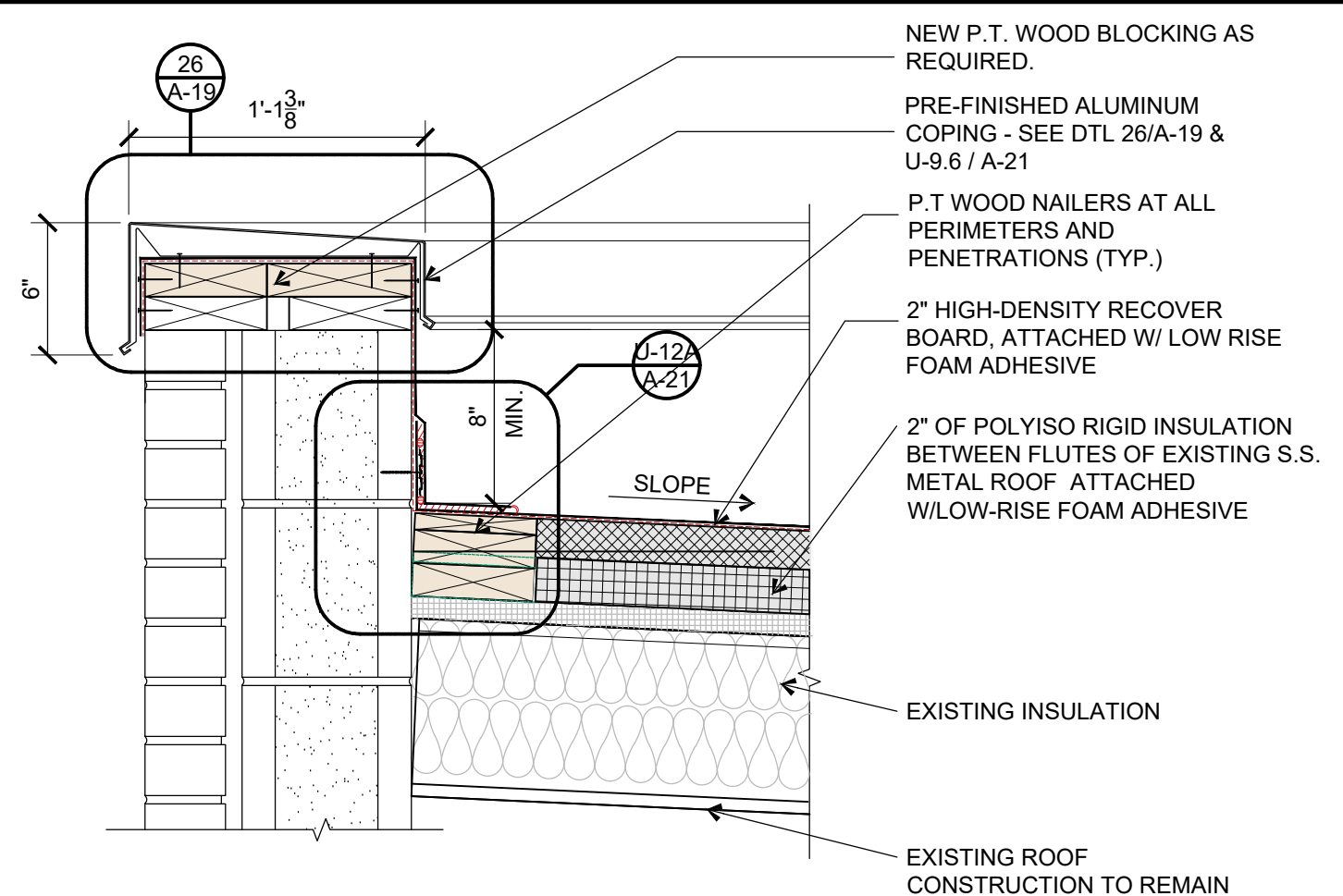
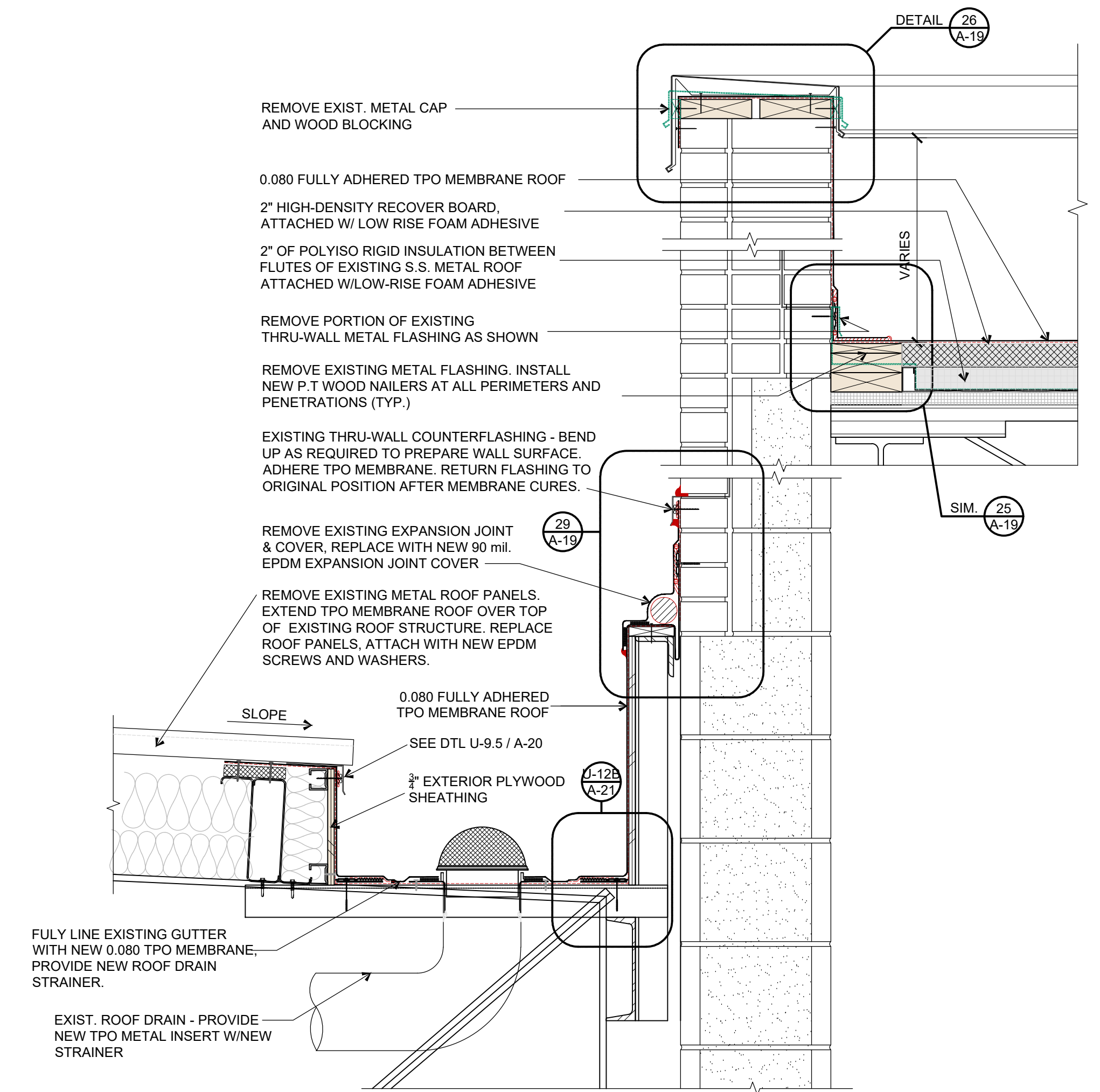


THIS DRAWING AS PREPARED BY CainRashWest Architects SHALL BE USED FOR THE SPECIFIC IDENTIFIED PROJECT ONLY. THIS DRAWING IS THE PROPERTY OF CainRashWest Architects AND SHALL BE RETURNED PER THEIR REQUEST

no.	date	rev. description
1	00-00-20	REVISION DESCRIPTION TEXT



issued	23 JAN 2024
checked	RDL
drawn	SVL
project no.	202382

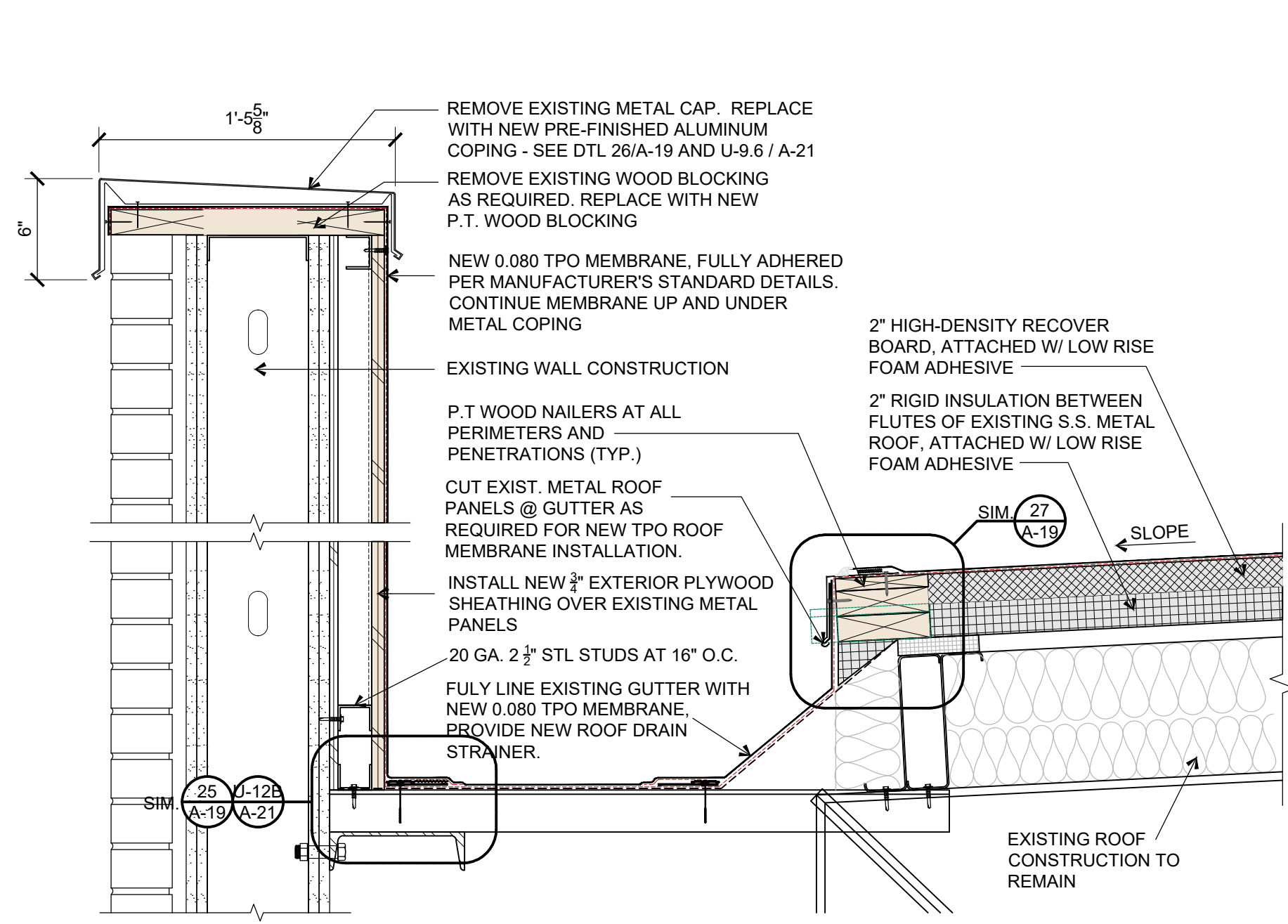


**SECTION - BASE BID 3**  
 SCALE: 1 1/2" = 1'-0"  
 EXISTING EXPANSION JOINT

printed: 1/23/2024 2:01:49 PM file: A-16 ROOF DETAILS TAC RE-ROOF\_202382.DWG

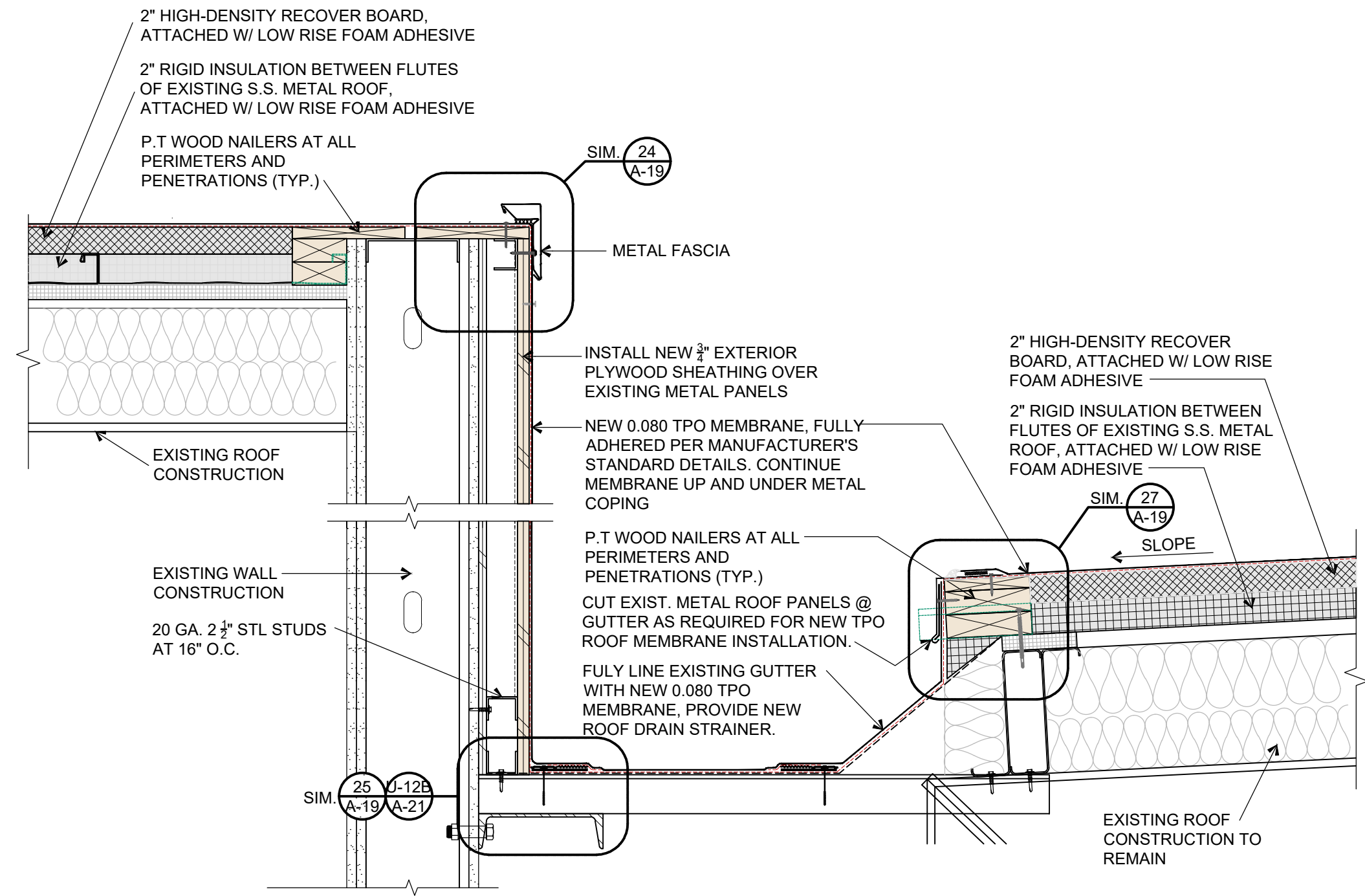


file: A-16 ROOF DETAILS\_TAC RE-ROOF\_202382.DWG  
 printed: 2/5/2024 3:31:13 PM



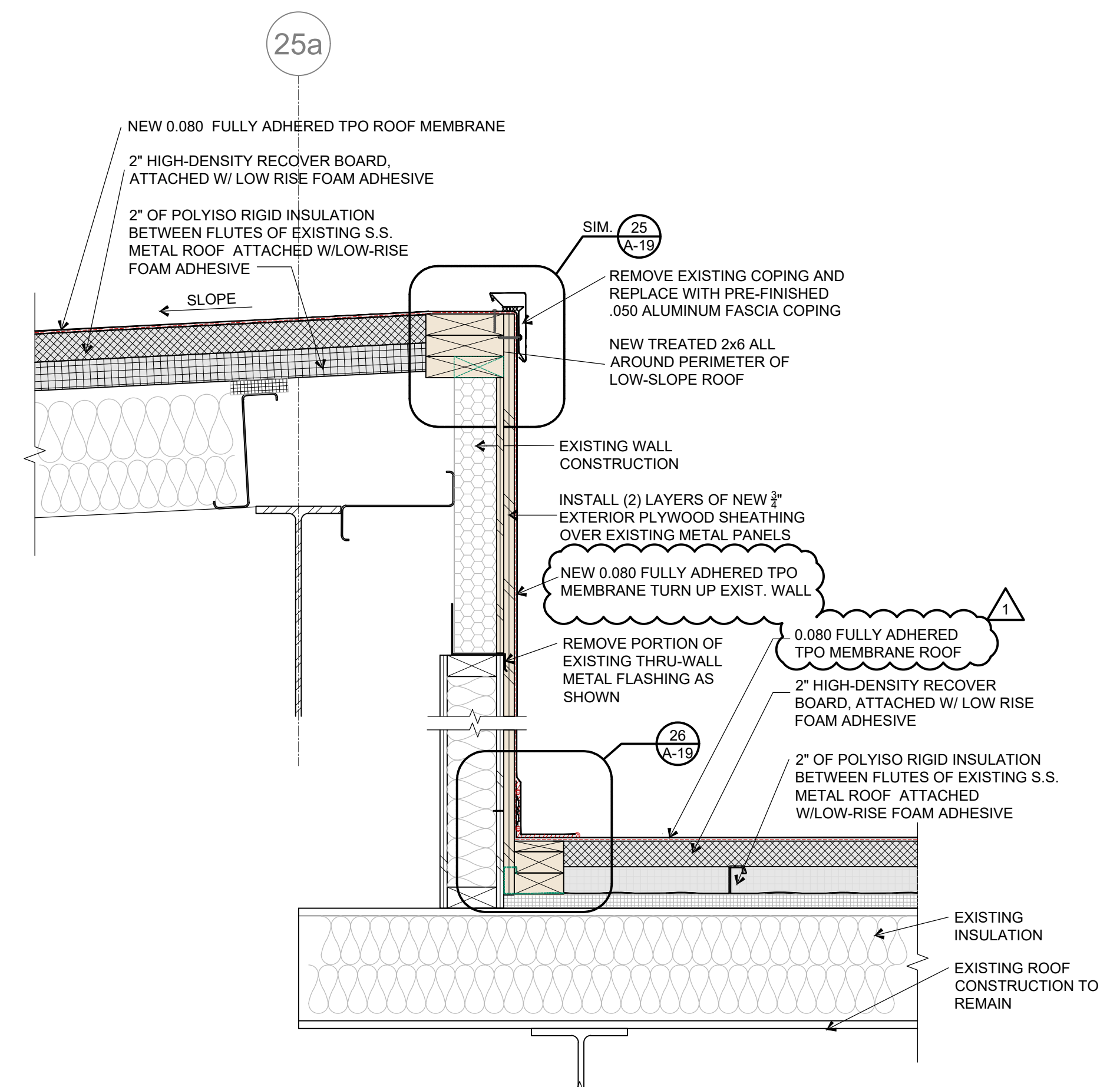
**SECTION - BASE BID**  
 SCALE: 1 1/2" = 1'-0"

13  
A-17



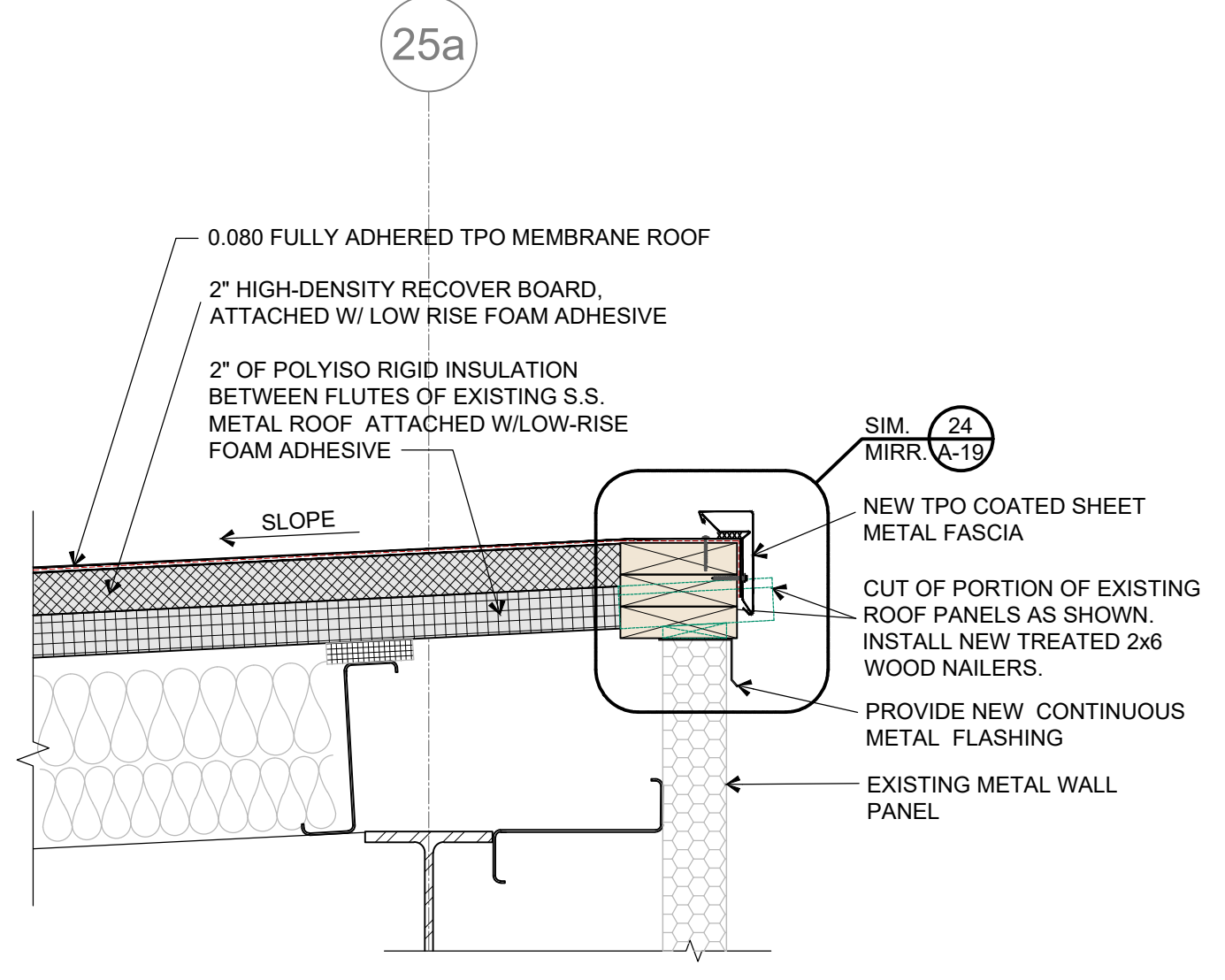
**SECTION - BASE BID**  
 SCALE: 1 1/2" = 1'-0"

12  
A-17



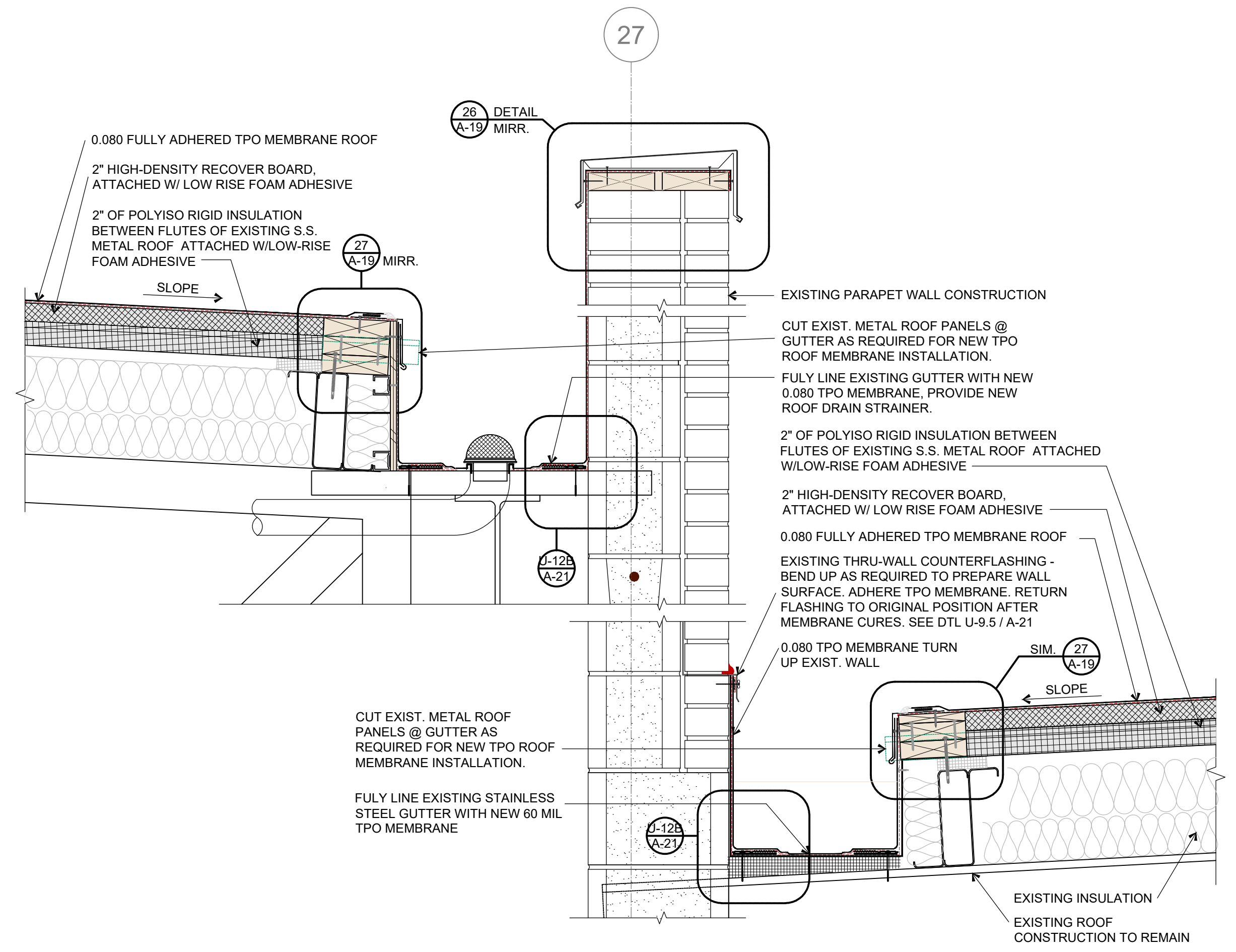
**SECTION - ALTERNATE #2**  
 SCALE: 1 1/2" = 1'-0"

11a  
A-17



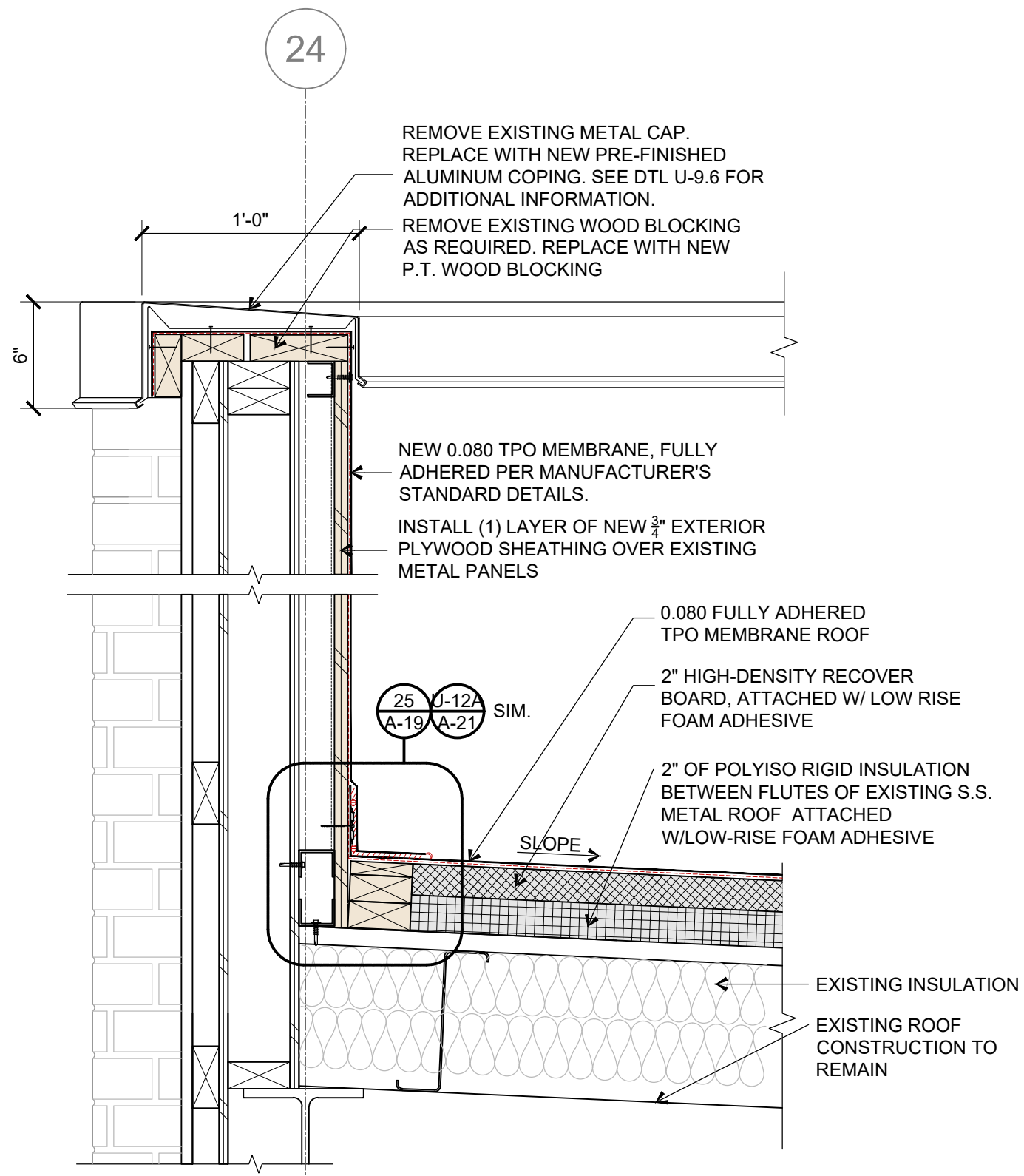
**SECTION - BASE BID**  
 SCALE: 1 1/2" = 1'-0"

11  
A-17



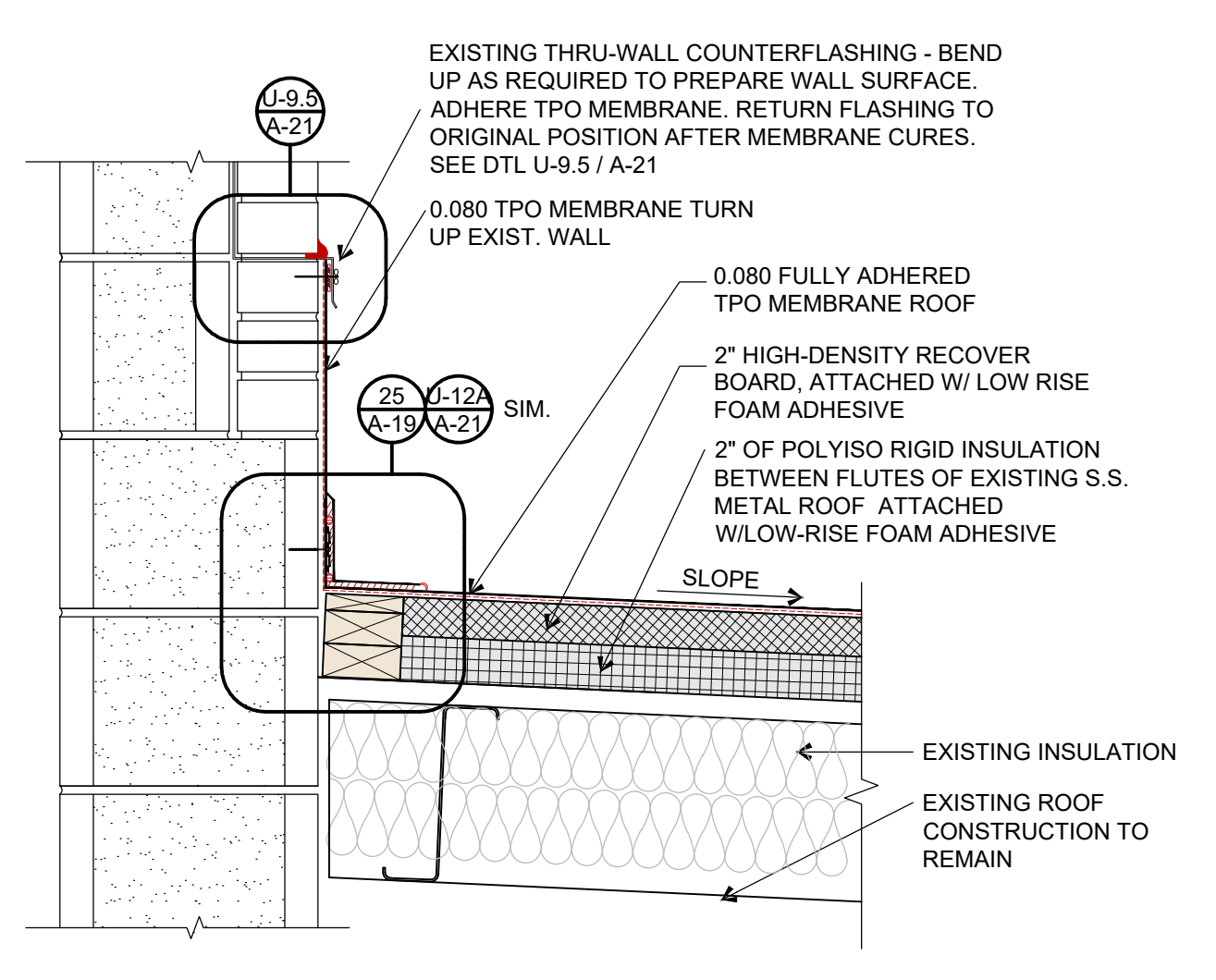
**SECTION - BASE BID**  
 SCALE: 1 1/2" = 1'-0"  
 NORTH WALL OF GYM

8  
A-17



**SECTION**  
 SCALE: 1 1/2" = 1'-0"  
 PRE-FINISHED FASCIA PANELS DTL

10  
A-17



**SECTION - BASE BID**  
 SCALE: 1 1/2" = 1'-0"

9  
A-17

Roof Replacement for:  
**Tribe Athletic Complex**  
 2533 N John B Dennis Hwy.,  
 Kingsport, Tennessee 37660



130 Regional Park Dr.  
 Kingsport, TN 37660  
 Phn (423) 349-7760  
 Fax (423) 349-7413  
 www.grcinc.com

THIS DRAWING AS PREPARED BY CainRashWest Architects SHALL BE USED FOR THE SPECIFIC IDENTIFIED PROJECT ONLY. THIS DRAWING IS THE PROPERTY OF CainRashWest Architects AND SHALL BE RETURNED PER THEIR REQUEST

no.	date	rev.	description
1	2-7-24		ADDENDUM #1



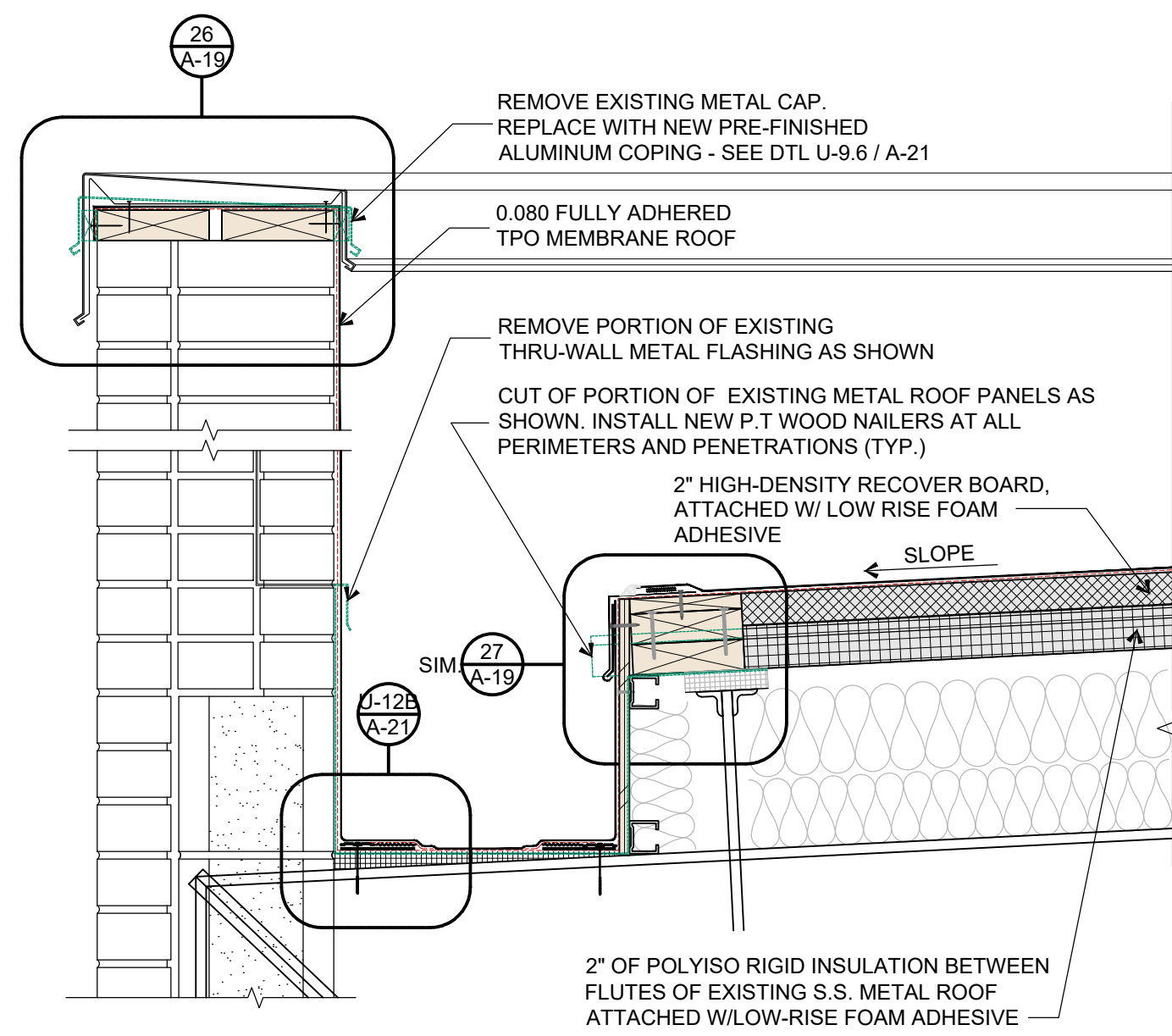
issued 23 JAN 2024  
 checked RDL  
 drawn SVL  
 project no. 202382

ROOF DETAILS

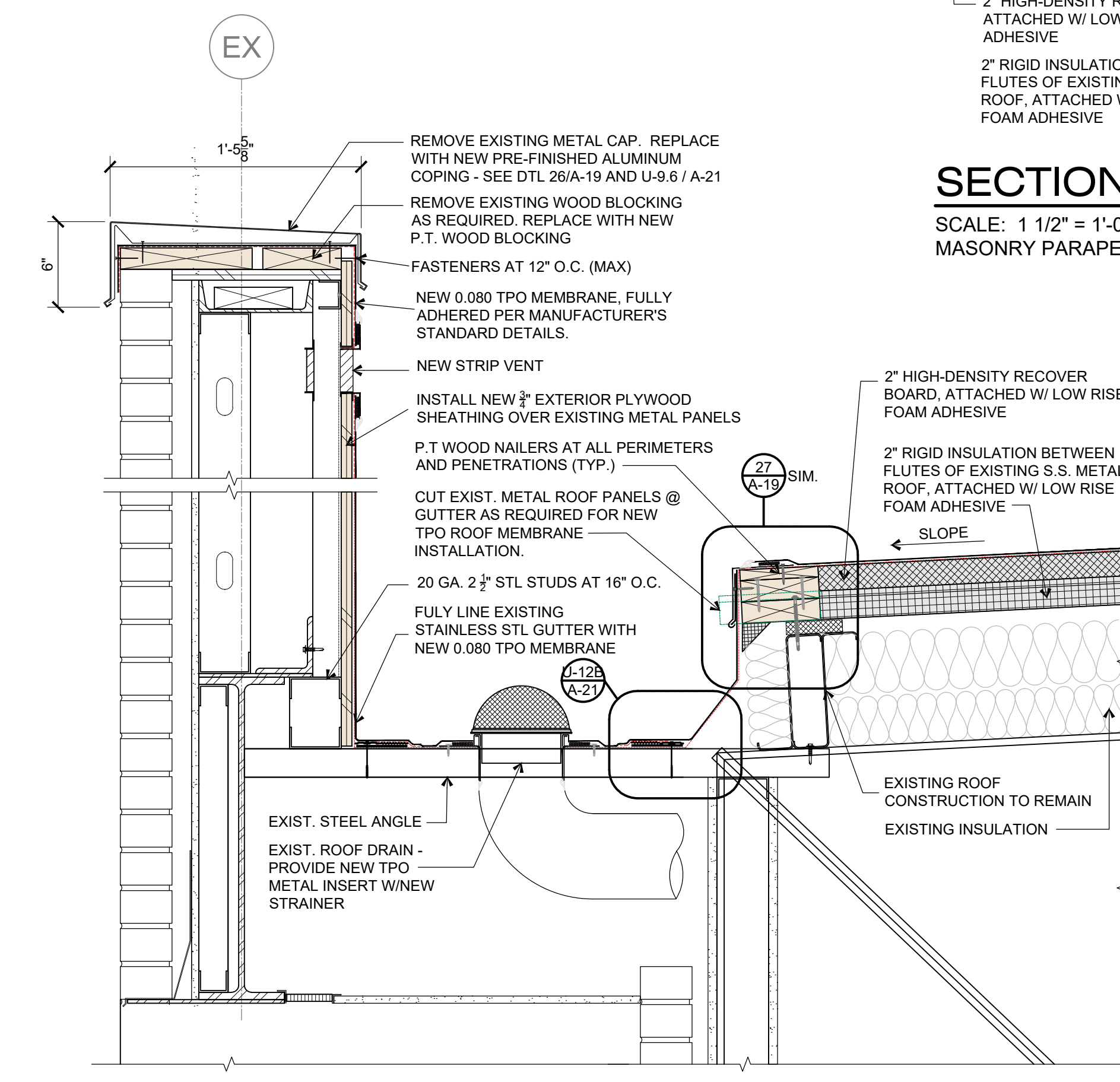
A-17



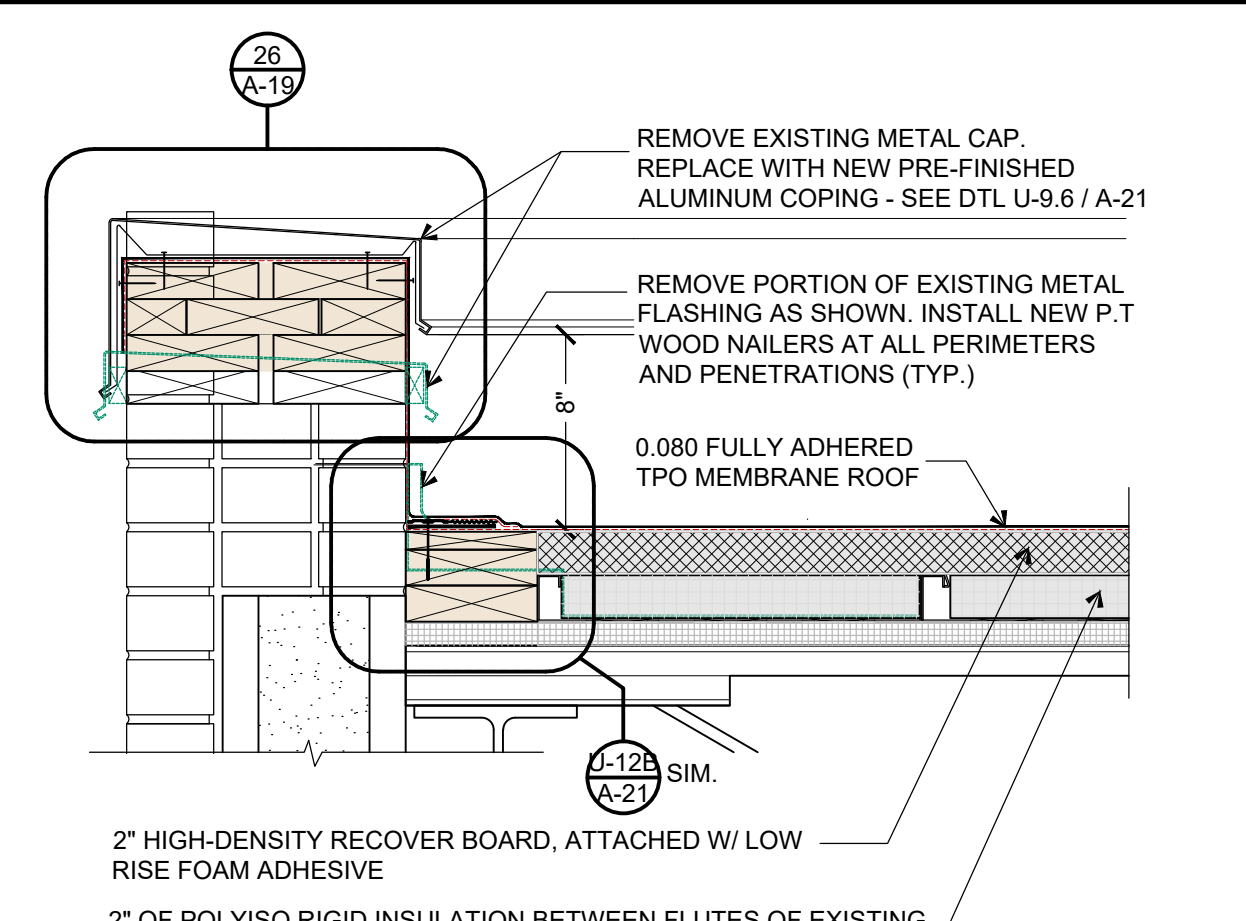
file: A-16 ROOF DETAILS\_TAC RE-ROOF\_202382.DWG  
 printed: 2/5/2024 3:35:01 PM



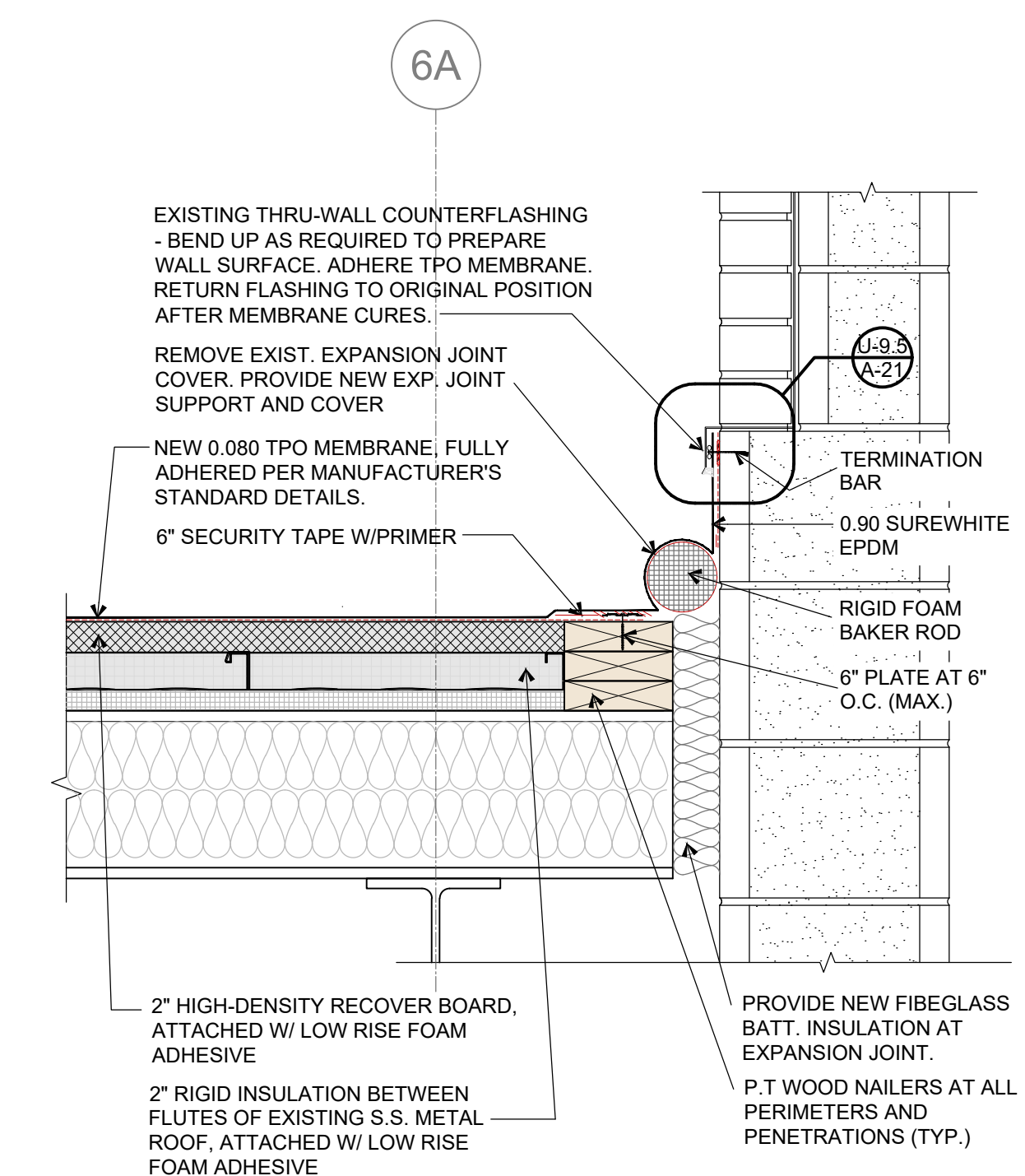
**SECTION - ALTERNATE #1** (21)  
 SCALE: 1 1/2" = 1'-0"



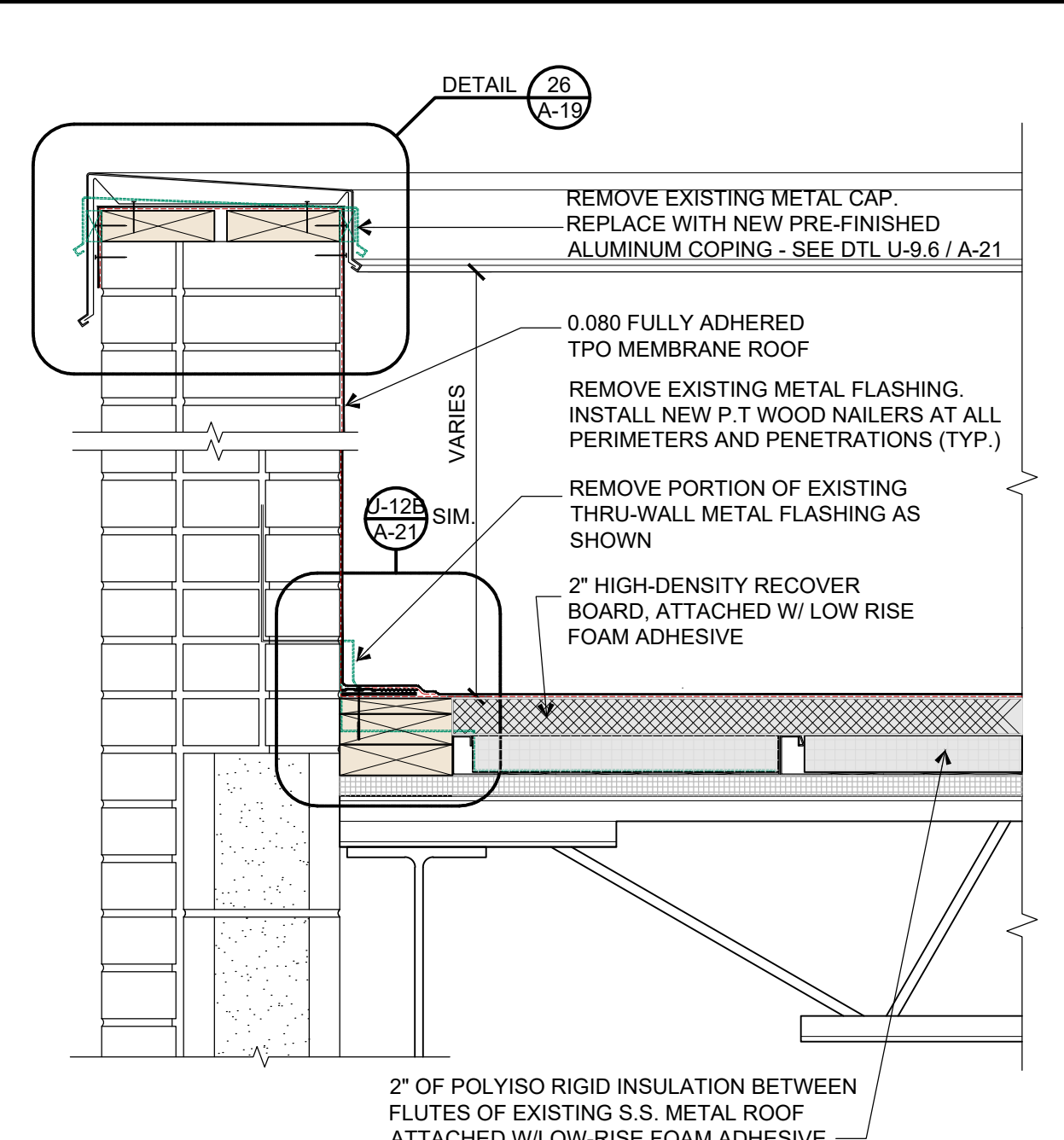
**SECTION - ALTERNATE #2** (17)  
 SCALE: 1 1/2" = 1'-0"



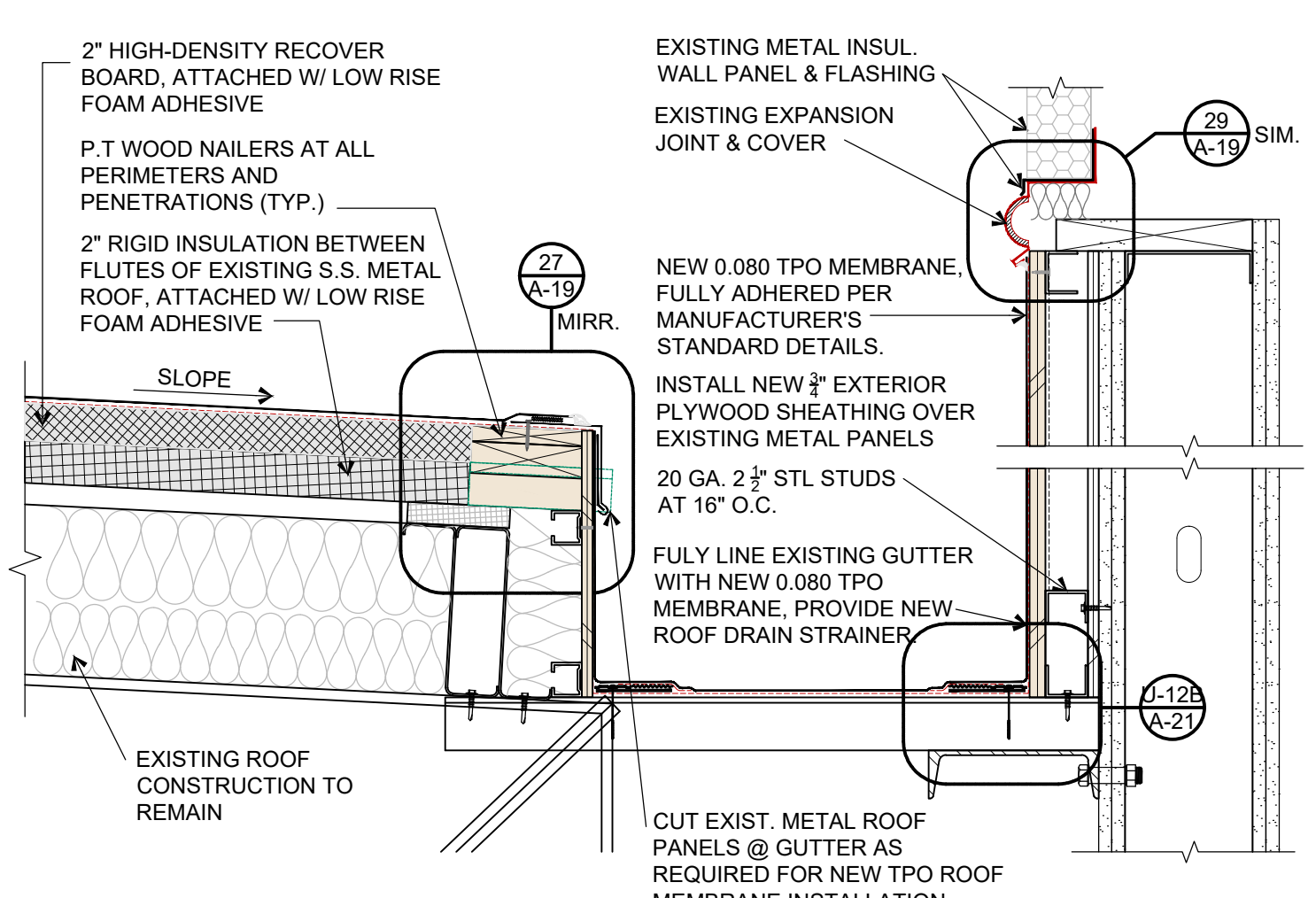
**SECTION - BASE BID** (20A)  
 SCALE: 1 1/2" = 1'-0"



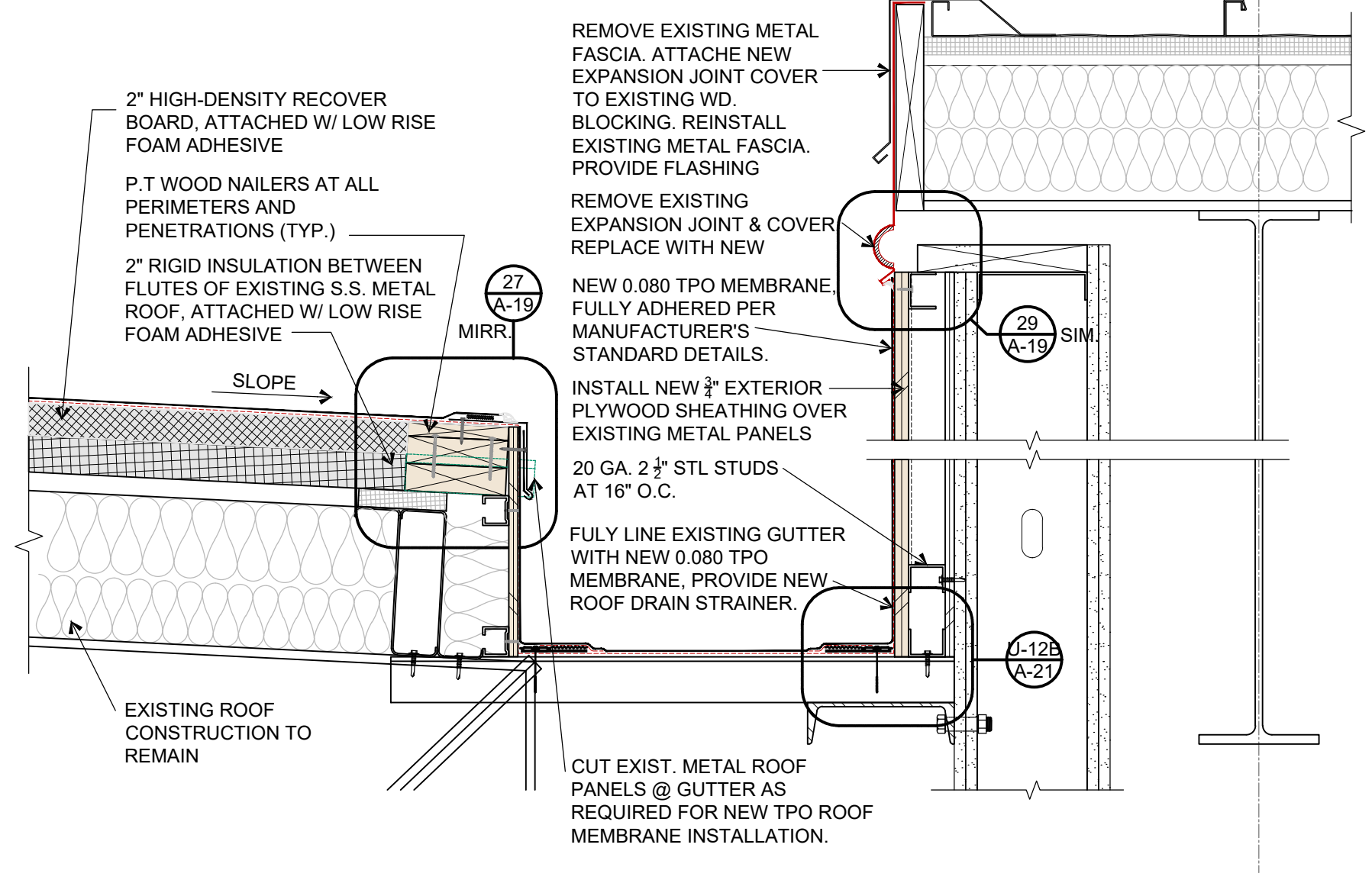
**SECTION - ALTERNATE #2** (18)  
 SCALE: 1 1/2" = 1'-0"  
 MASONRY PARAPET & EXPANSION JOINT DTL



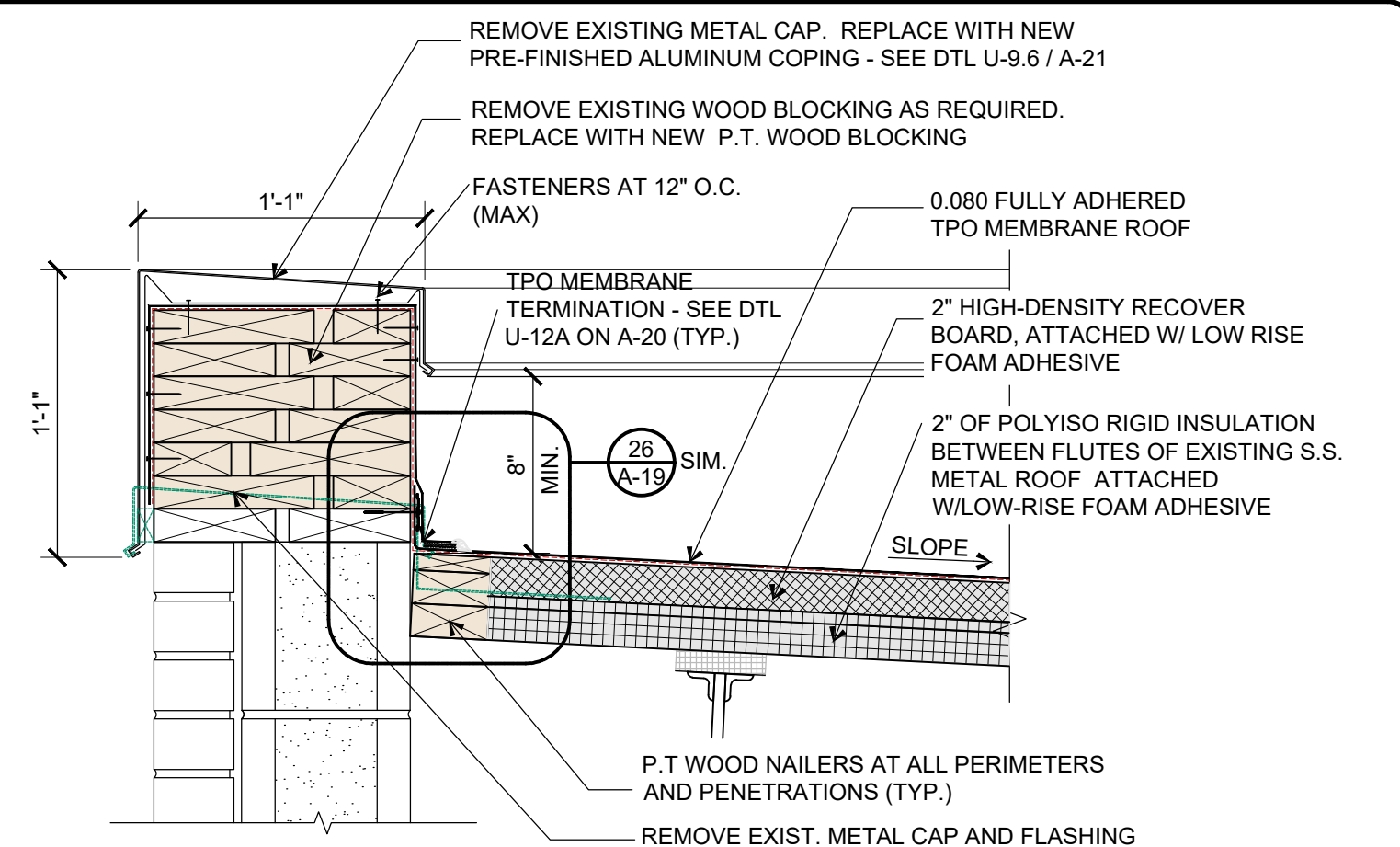
**SECTION - ALTERNATE #1** (20)  
 SCALE: 1 1/2" = 1'-0"



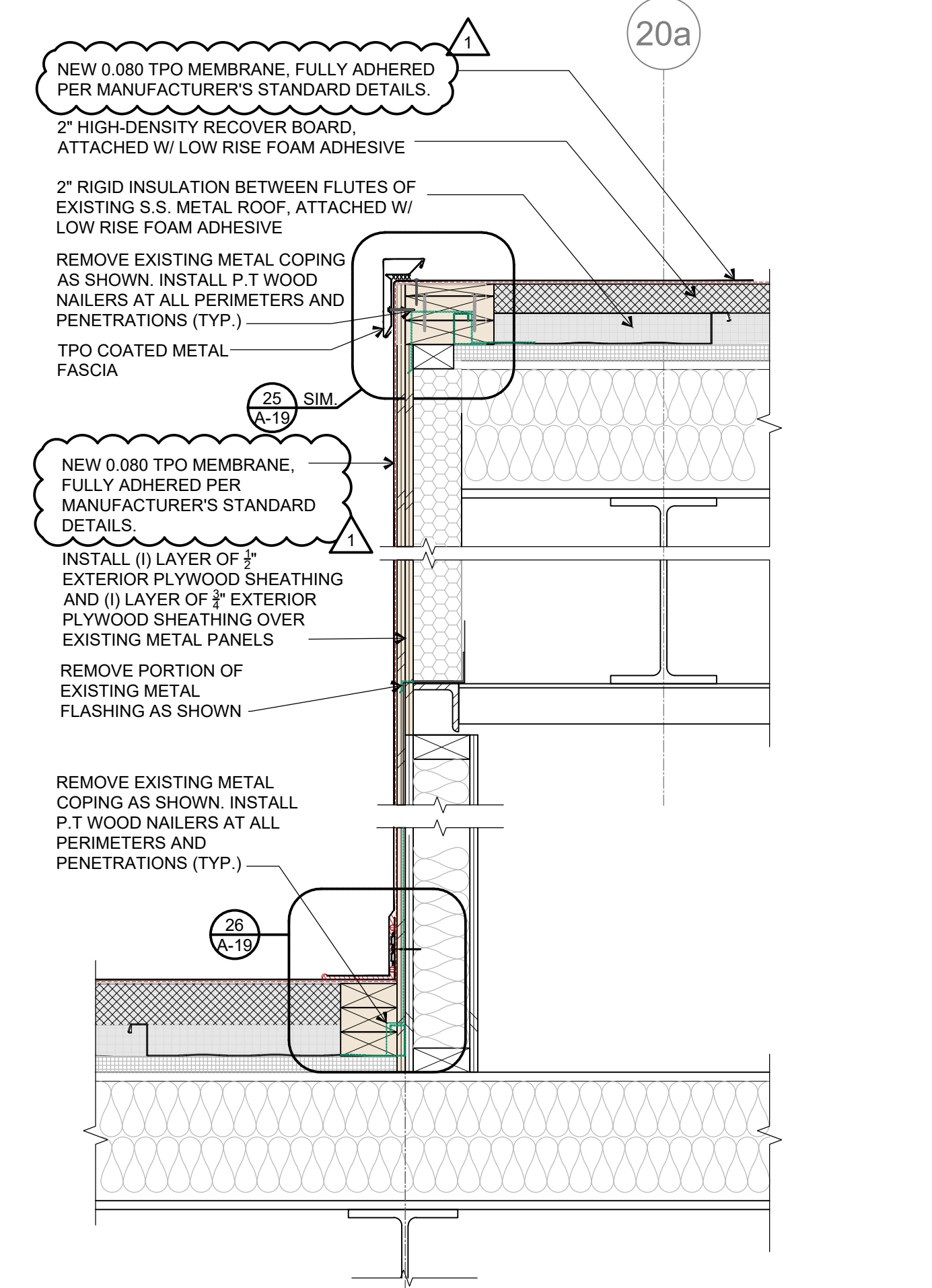
**SECTION - ALTERNATE #2** (16)  
 SCALE: 1 1/2" = 1'-0"



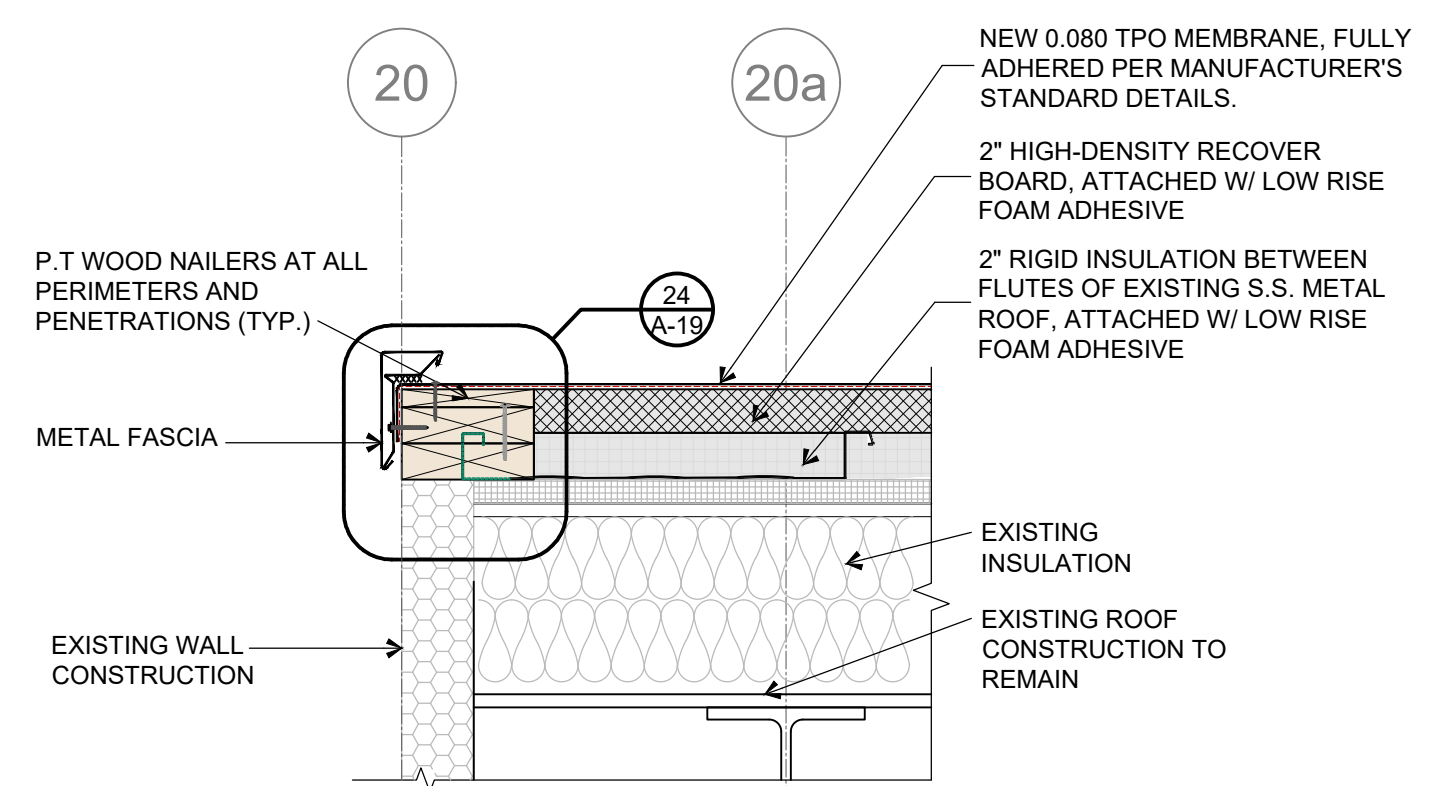
**SECTION - ALTERNATE #2** (15)  
 SCALE: 1 1/2" = 1'-0"



**SECTION - ALTERNATE #1** (19)  
 SCALE: 1 1/2" = 1'-0"



**SECTION - ALTERNATE #2** (14a)  
 SCALE: 1 1/2" = 1'-0"



**SECTION - BASE BID** (14)  
 SCALE: 1 1/2" = 1'-0"

Roof Replacement for:  
**Tribe Athletic Complex**  
 2533 N John B Dennis Hwy.,  
 Kingsport, Tennessee 37660

**Cain Rash West**  
 Architects  
 130 Regional Park Dr.  
 Kingsport, TN 37660  
 Phn (423) 349-7760  
 Fax (423) 349-7413  
 www.grcinc.com

THIS DRAWING AS PREPARED BY CainRashWest Architects SHALL BE USED FOR THE SPECIFIC IDENTIFIED PROJECT ONLY. THIS DRAWING IS THE PROPERTY OF CainRashWest Architects AND SHALL BE RETURNED PER THEIR REQUEST

no.	date	rev.	description
1	2-7-24		ADDENDUM #1



issued 23 JAN 2024  
 checked RDL  
 drawn SVL  
 project no. 202382

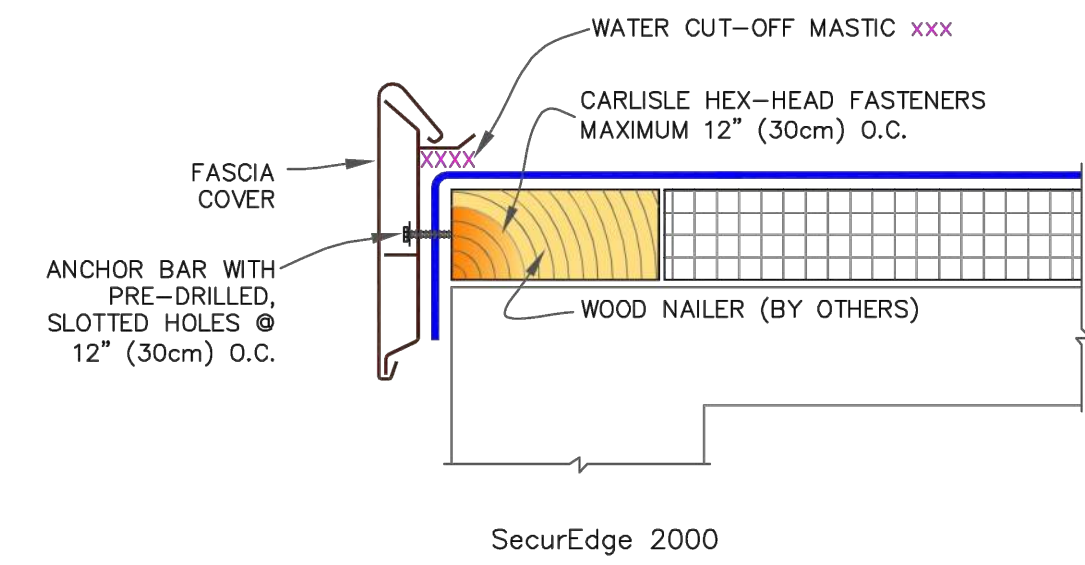
ROOF DETAILS  
**A-18**







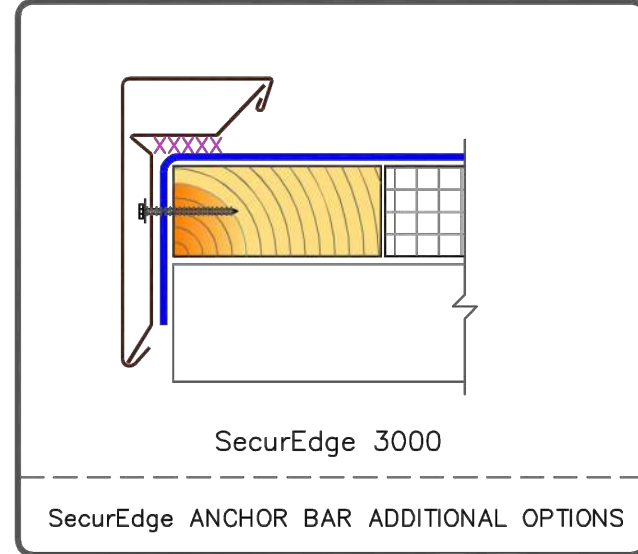
**THERMOPLASTIC ROOF MEMBRANE TPO**



SecurEdge 2000

NOTES:

- REFER TO SecurEdge INSTALLATION INSTRUCTION MANUAL FOR THE STEP BY STEP INSTALLATION PROCEDURES AND FOR THE VARIOUS PRODUCT FEATURES AVAILABLE.
- IF INCIDENTAL/TEMPORARY PONDED WATER IS EXPECTED, THE SecurEdge MUST BE ELEVATED AND SCUPPERS PROVIDED FOR DRAINAGE.
- ENSURE ROOF SLOPES AWAY FROM SecurEdge.

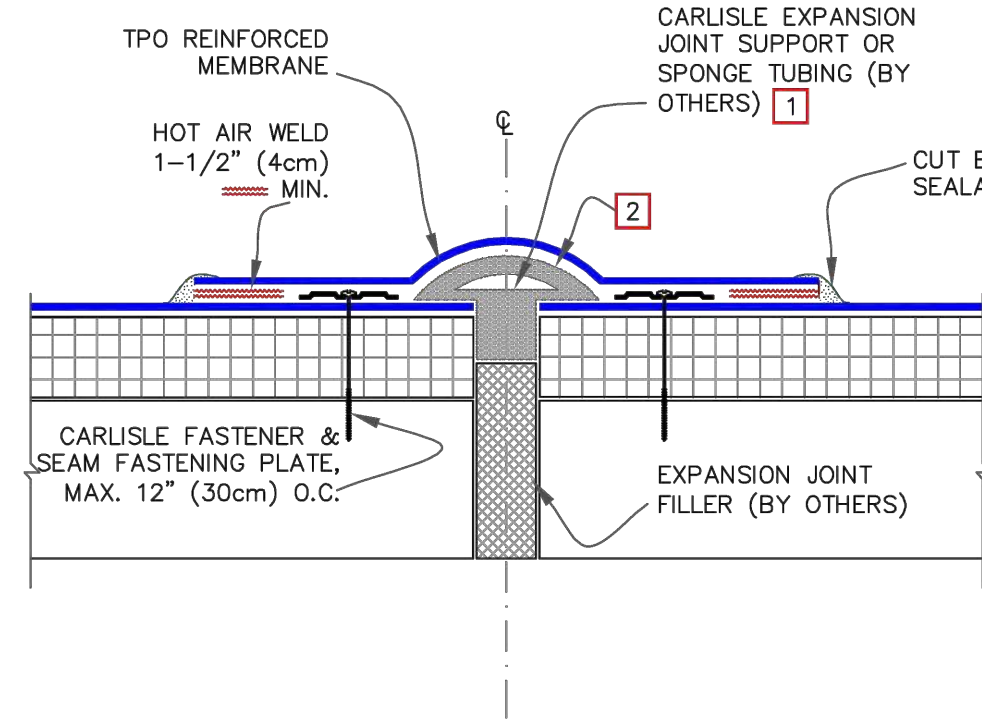


SecurEdge 3000

SecurEdge ANCHOR BAR ADDITIONAL OPTIONS

**CARLISLE** SYNTec SYSTEMS  
 CARLISLE SecurEdge 2000 & 3000  
 MAXIMUM WARRANTY: 30 YEARS  
 DETAIL NO. U-1F  
 © 2023 Carlisle SynTec a division of Carlisle Construction Materials Incorporated

**THERMOPLASTIC ROOF MEMBRANE TPO**



NOTES:

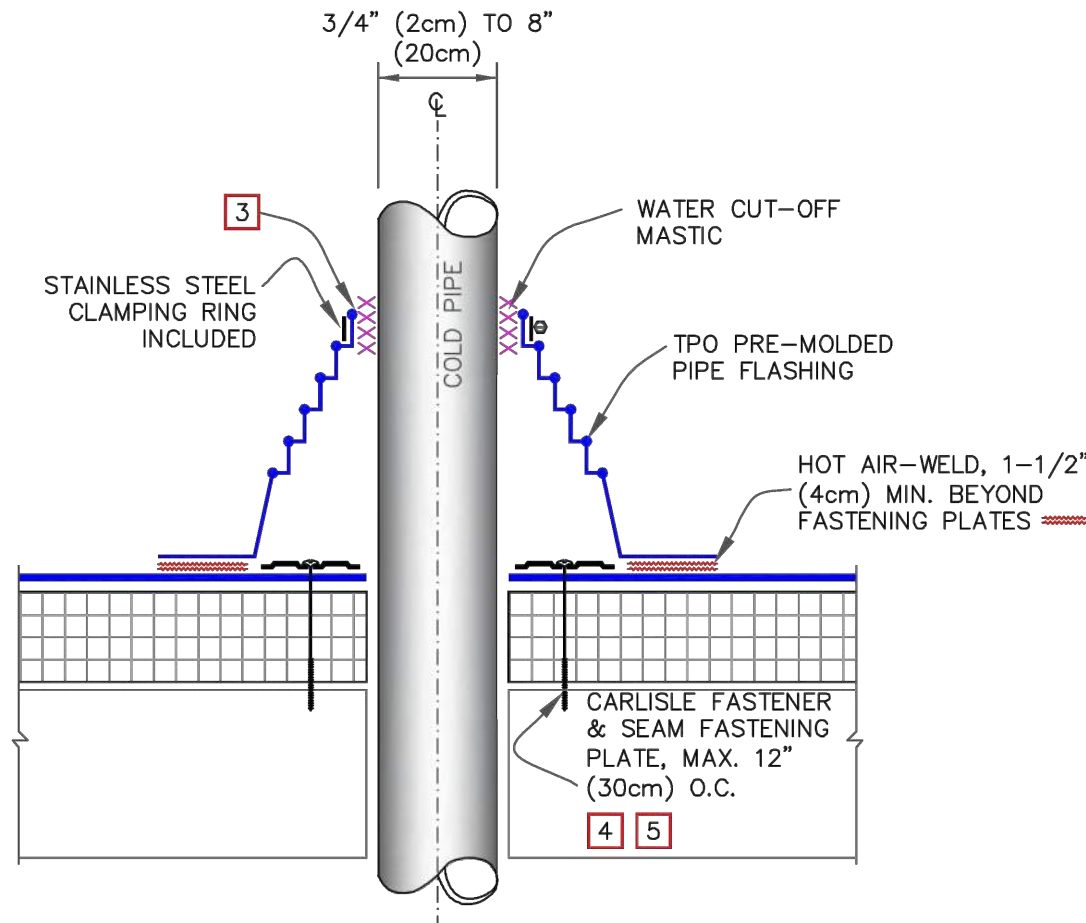
- WHEN CARLISLE EXPANSION JOINT SUPPORT IS USED, WIDTH OF JOINT SHALL BE A MINIMUM OF 3/4" (2cm) AND SHALL NOT EXCEED 3" (7.5cm).
- MEMBRANE FLASHING SHALL NOT BE ADHERED OVER THE EXPANSION JOINT SUPPORT OR SPONGE TUBING.
- APPROXIMATELY 1/8" (0.5cm) DIAMETER BEAD OF CUT-EDGE SEALANT IS REQUIRED ON CUT EDGES OF REINFORCED TPO MEMBRANE.

**FASTENER TYPES ON MECHANICALLY FASTENED ROOF ASSEMBLY**

DECK TYPE	OPTION	FASTENER	PLATE
STEEL OR WOOD	A	HP-X	PIRANHA
	B	HP-XTRA	PIRANHA XTRA
STRUCTURAL CONCRETE	A	CD-10	PIRANHA
	B	HD 14-10	PIRANHA

**CARLISLE** SYNTec SYSTEMS  
 DECK-TO-DECK EXPANSION DETAIL  
 MAXIMUM WARRANTY: 30 YEARS  
 DETAIL NO. U-3A  
 © 2023 CARLISLE SynTec a division of CARLISLE Construction Materials Incorporated

**THERMOPLASTIC ROOF MEMBRANE TPO**



NOTES:

- REMOVE ALL EXISTING LEAD AND FLASHING MATERIAL BEFORE INSTALLING PRE-MOLDED PIPE FLASHING.
- TEMPERATURE OF THE PIPE PENETRATION MUST NOT EXCEED 160°F (71°C).
- PRE-MOLDED PIPE FLASHING MUST HAVE INTACT RIB AT THE TOP EDGE REGARDLESS OF PIPE DIAMETER.
- INSTALL A MINIMUM OF 4 FASTENERS AND PLATES AROUND THE PIPE, EQUALLY SPACED. IF FASTENERS AND PLATES CANNOT BE INSTALLED AS SHOWN, THEY MAY ALSO BE POSITIONED OUTSIDE THE PIPE MAXIMUM 12" (30cm) O.C. AND FLASHED WITH TPO REINFORCED MEMBRANE / TPO CUT-EDGE SEALANT. REFER TO DETAIL U-8B.
- FASTENERS AND PLATES ARE NOT REQUIRED ON ADHERED SYSTEMS UNLESS PIPE DIAMETER EXCEEDS 18" (46cm).

**FASTENER TYPES ON MECHANICALLY FASTENED ROOF ASSEMBLY**

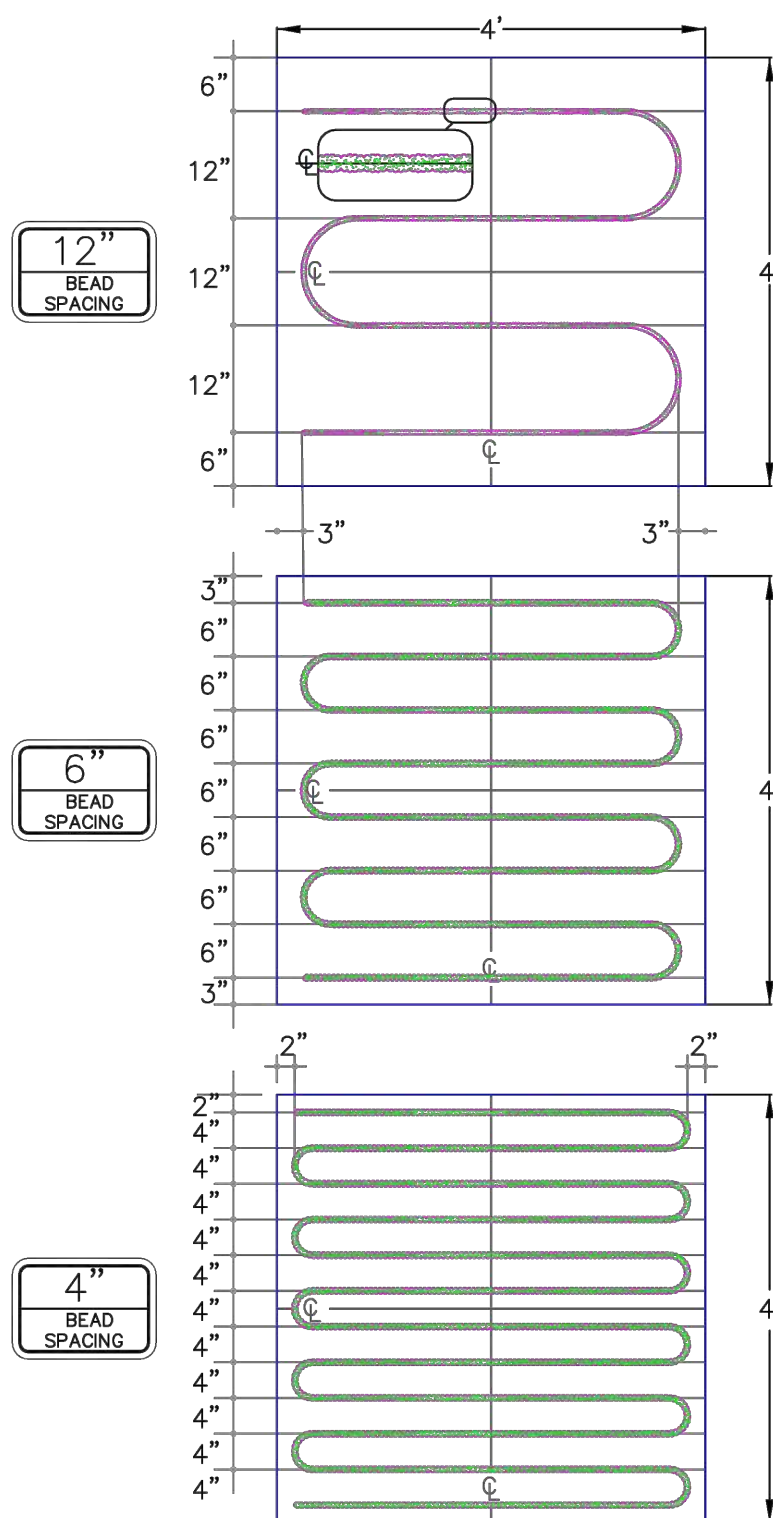
DECK TYPE	OPTION	FASTENER	PLATE
STEEL OR WOOD	A	HP-X	PIRANHA
	B	HP-XTRA	PIRANHA XTRA
STRUCTURAL CONCRETE	A	CD-10	PIRANHA
	B	HD 14-10	PIRANHA

**CARLISLE** SYNTec SYSTEMS  
 PRE-MOLDED PIPE FLASHING  
 MAXIMUM WARRANTY: 30 YEARS  
 DETAIL NO. U-8A  
 © 2023 CARLISLE SynTec a division of CARLISLE Construction Materials Incorporated

**ATTACHMENT DETAILS INSULATION/ COVER BOARD**

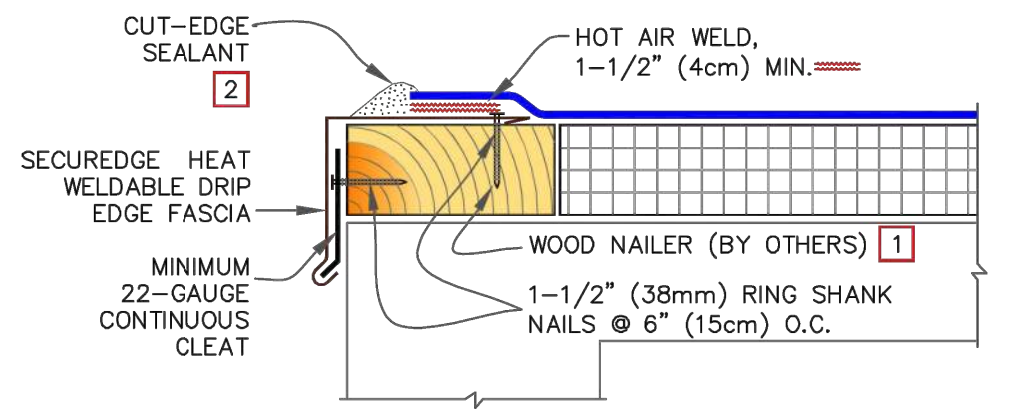
NOTES:

- REFER TO CARLISLE SPECIFICATIONS FOR PRODUCT DATA SHEETS FOR APPROPRIATE BEAD SPACING BASED UPON THE BUILDING HEIGHT, WARRANTY TERM AND ACCEPTABLE SUBSTRATE.
- THE SURFACE TO WHICH ADHESIVE IS TO BE APPLIED SHALL BE DRY, FREE OF FINES, PROTRUSIONS, SHARP EDGES, LOOSE AND FOREIGN MATERIALS, OIL AND GREASE. AREA SHOULD BE CLEANED WITH AN AIR BLOWER.
- PREVIOUSLY UNEXPOSED ASPHALT OR RESIDUE MUST BE PRIMED WITH CARLISLE CAVGRIP III, 702 OR 702LV PRIMER.
- SEAL ALL GAPS IN THE CONCRETE DECK WITH CARLISLE 725TR OR OTHER SUITABLE MATERIAL TO AVOID CONDENSATION ISSUES OR FILL WITH CARLISLE INSULATION ADHESIVE.
- AT THE BEGINNING OF THE INSULATION ATTACHMENT PROCESS AND PERIODICALLY THROUGHOUT THE DAY, CHECK THE ADHESION OF BOARDS TO ENSURE A TIGHT BOND IS CREATED AND MAXIMUM CONTACT IS ACHIEVED.
- WALK THE BOARDS INTO THE ADHESIVE AND ROLL USING A 30" WIDE, 150 POUND SEMENTED STEEL ROLLER TO ENSURE FULL EMBEDMENT.
- ONE PERSON SHOULD BE DESIGNATED TO WALK AND ROLL IN ALL BOARDS. RELIEF CUTS MAY BE NECESSARY TO ALLOW LIFTED BOARD TO LAY FLAT. OR CONSTANT WEIGHT (10LBS MINIMUM FOR 5-15 MINUTES PER LIFTED AREA) MAY BE NECESSARY TO ACHIEVE ADEQUATE ADHESION.



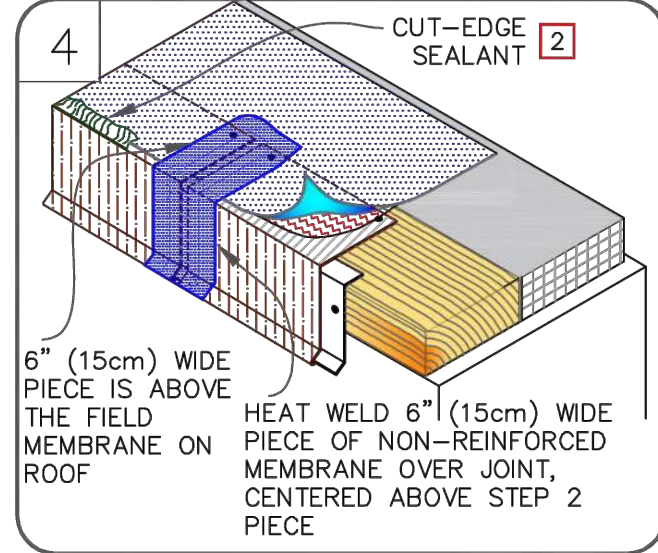
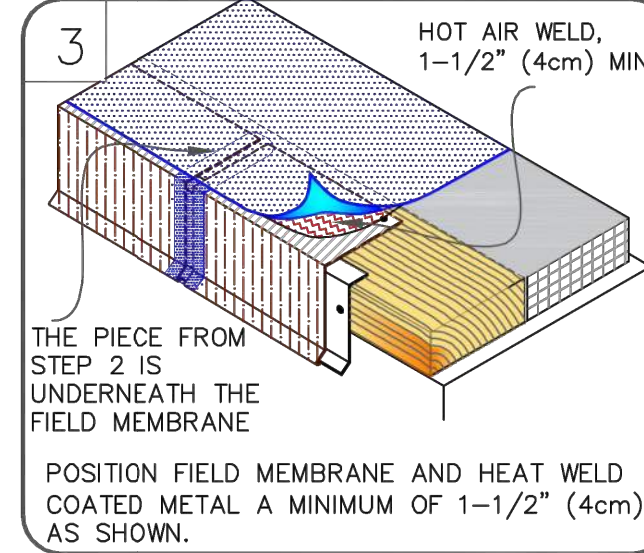
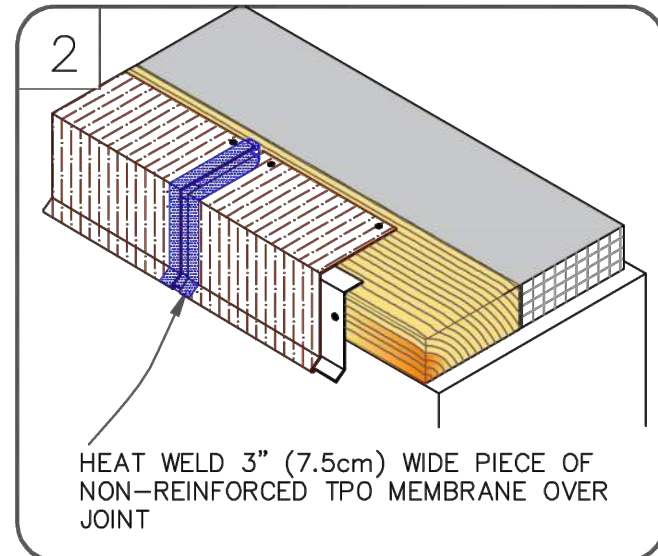
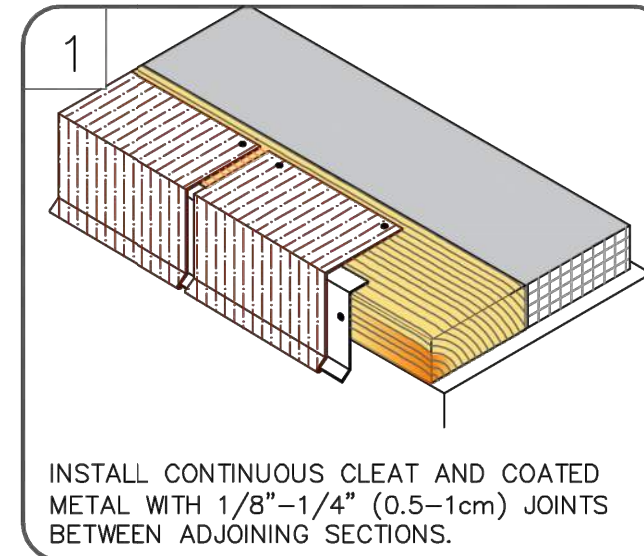
**CARLISLE** SYNTec SYSTEMS  
 INSULATION/COVER BOARD ATTACHMENT USING BEAD ADHESIVE  
 MAXIMUM WARRANTY: 30 YEARS  
 DETAIL NO. A-27G  
 © 2021 Carlisle SynTec a division of Carlisle Construction Materials Incorporated

**THERMOPLASTIC ROOF MEMBRANE TPO**



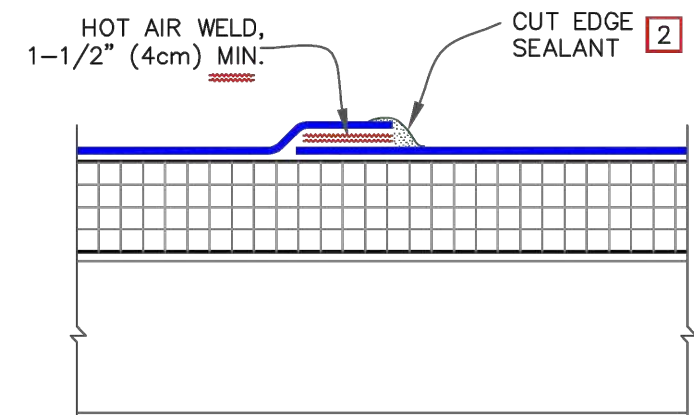
NOTES:

- WOOD NAILER MUST EXTEND PAST TOTAL WIDTH OF METAL FASCIA DECK FLANGE.
- APPROXIMATELY 1/8" (0.5cm) DIAMETER BEAD OF CUT-EDGE SEALANT IS REQUIRED ON CUT EDGES OF REINFORCED TPO MEMBRANE.



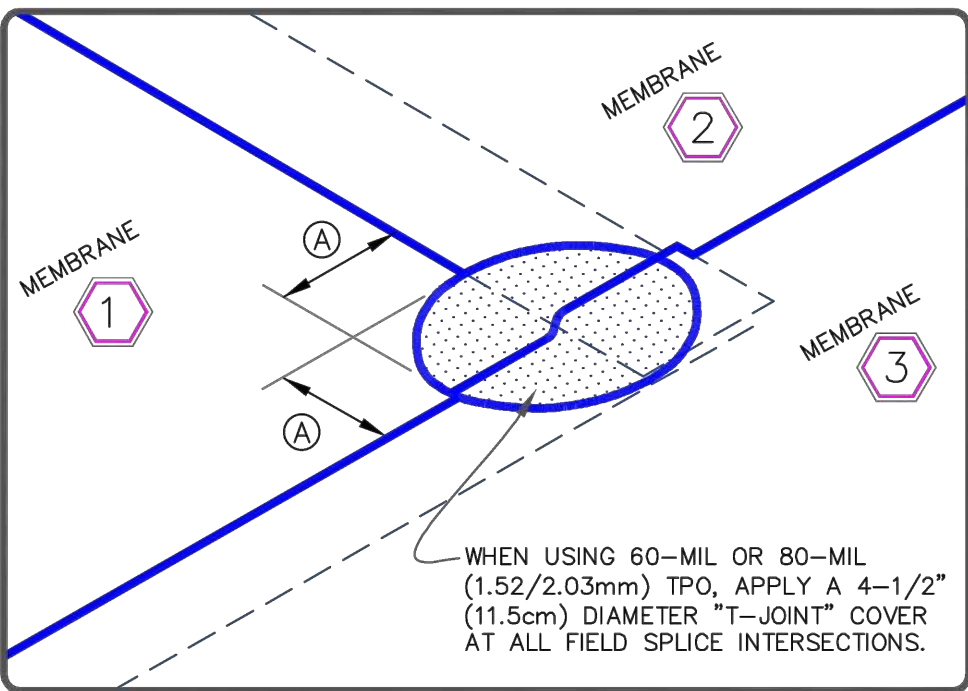
**CARLISLE** SYNTec SYSTEMS  
 SecurWELD COATED DRIP EDGE FASCIA  
 MAXIMUM WARRANTY: 30 YEARS  
 DETAIL NO. U-1B  
 © 2023 CARLISLE SynTec a division of CARLISLE Construction Materials Incorporated

**THERMOPLASTIC ROOF MEMBRANE TPO**



**DIMENSIONS** cm

(A)	2-1/4"	6 MIN.
-----	--------	--------

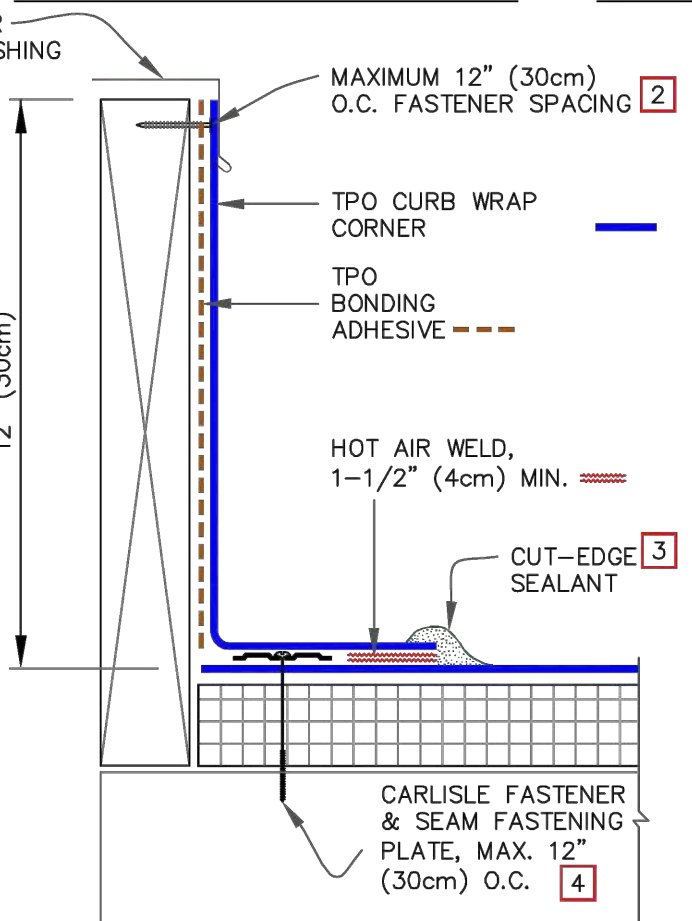


NOTES:

- WHEN USING 60-MIL (1.52mm) TPO, MAXIMUM WARRANTY IS 20 YEARS.
- APPROXIMATELY 1/8" (0.5cm) DIAMETER BEAD OF CUT-EDGE SEALANT IS REQUIRED ON CUT EDGES OF REINFORCED TPO MEMBRANE.

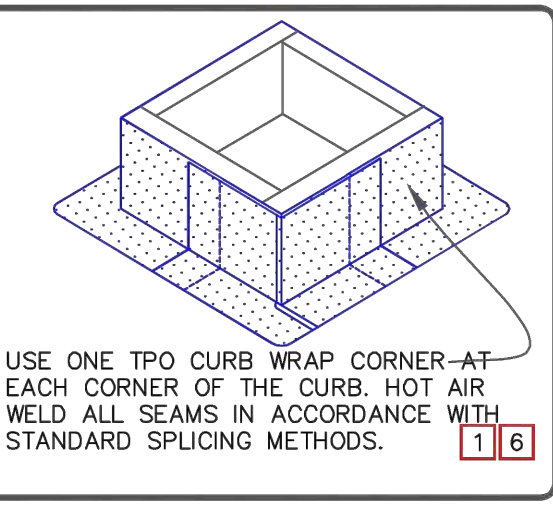
**CARLISLE** SYNTec SYSTEMS  
 MEMBRANE SPLICE  
 MAXIMUM WARRANTY: 30 YEARS (SEE NOTE 1)  
 DETAIL NO. U-2A  
 © 2023 CARLISLE SynTec a division of CARLISLE Construction Materials Incorporated

**THERMOPLASTIC ROOF MEMBRANE TPO**



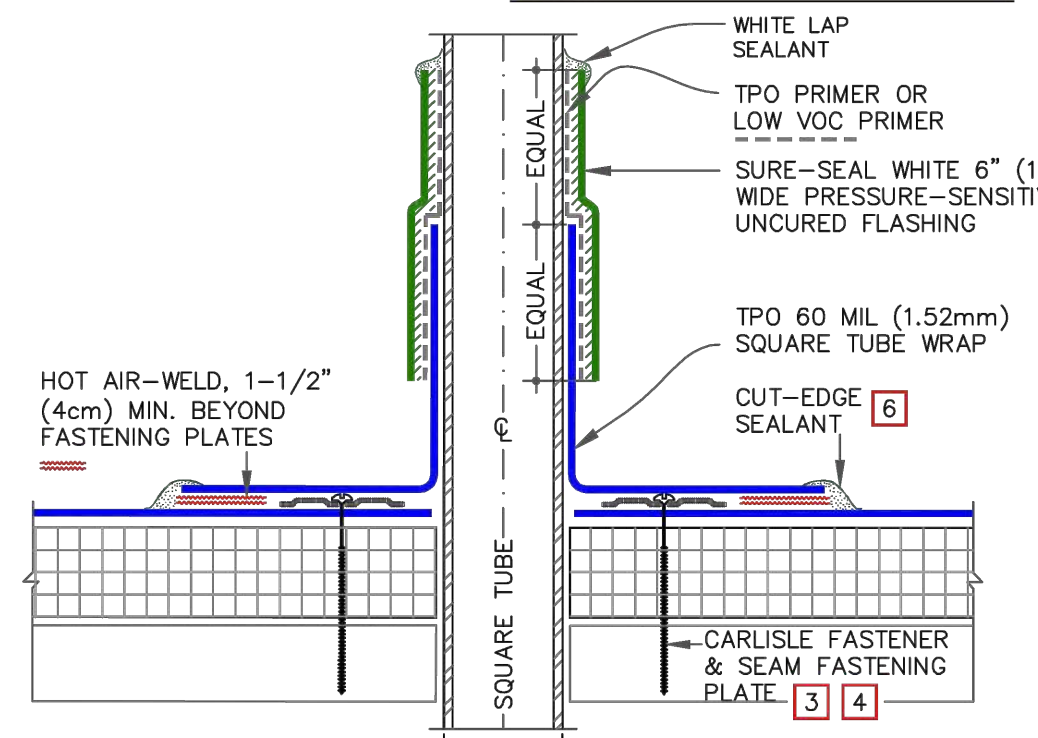
NOTES:

- FOUR (4) CURB WRAP CORNERS WILL COMPLETELY FLASH A MAXIMUM CURB SIZE OF 3'x3' (90cmx90cm). FOR LARGER CURBS USE THE TPO FIND CURB WRAP CORNERS IN CONJUNCTION WITH ADDITIONAL SECTIONS OF TPO MEMBRANE.
- WHEN MECHANICAL FASTENERS ARE USED TO PENETRATE THE METAL COUNTER-FLASHING, USE EPDM WASHERS, APPLY WATER CUT-OFF MASTIC UNDER COUNTER-FLASHING OR CAULK FASTENER HEAD.
- APPROXIMATELY 1/8" (0.5cm) BEAD OF CUT-EDGE SEALANT IS REQUIRED ON THE CUT EDGES OF THE TPO FIELD WRAP CORNER.
- REFER TO CARLISLE SPECIFICATIONS FOR ACCEPTABLE CARLISLE FASTENERS AND PLATES.
- CUSTOM SIZES ARE AVAILABLE FOR CURB FLASHING HEIGHTS GREATER THAN 12" (30cm).
- CAV-GRIP III ADHESIVE MAY ALSO BE USED ON VERTICAL PORTION.



**CARLISLE** SYNTec SYSTEMS  
 CURB FLASHING WITH CFA TPO CURB WRAP CORNERS  
 MAXIMUM WARRANTY: 30 YEARS  
 DETAIL NO. U-5C  
 © 2023 Carlisle SynTec a division of Carlisle Construction Materials Incorporated

**THERMOPLASTIC ROOF MEMBRANE TPO**

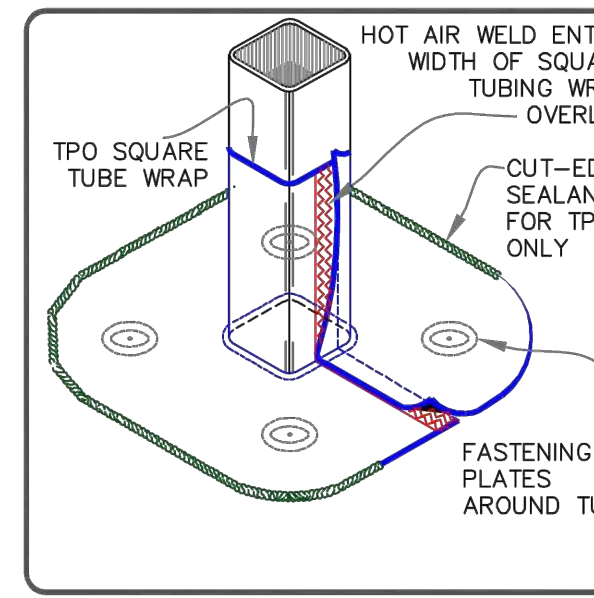


NOTES:

- REMOVE ALL EXISTING LEAD AND FLASHING MATERIAL BEFORE INSTALLING PRE-FABRICATED SQUARE TUBE WRAP.
- TEMPERATURE OF THE PIPE PENETRATION MUST NOT EXCEED 160°F (71°C).
- INSTALL A MINIMUM OF 4 SEAM FASTENING PLATES FOR TUBE SIDE DIMENSIONS UP TO 6" (15cm).
- FASTENERS AND PLATES ARE NOT REQUIRED ON ADHERED SYSTEM. SEE TABLE FOR MF SYSTEM.
- T-JOINT COVERS ARE NOT REQUIRED ON WHITE, TAN OR GRAY, FOR ADDITIONAL COLORS IT IS REQUIRED TO COVER T-JOINTS.
- APPROXIMATELY 1/8" (0.5cm) DIAMETER BEAD OF CUT-EDGE SEALANT IS REQUIRED ON CUT EDGES OF REINFORCED TPO MEMBRANE.

**FASTENER TYPES ON MECHANICALLY FASTENED ROOF ASSEMBLY**

DECK TYPE	OPTION	FASTENER	PLATE
STEEL OR WOOD	A	HP-X	PIRANHA
	B	HP-XTRA	PIRANHA XTRA
STRUCTURAL CONCRETE	A	CD-10	PIRANHA
	B	HD 14-10	PIRANHA



**CARLISLE** SYNTec SYSTEMS  
 CFA CERTIFIED PRE-FABRICATED SQUARE TUBE WRAP  
 MAXIMUM WARRANTY: 30 YEARS  
 DETAIL NO. U-8C  
 © 2023 CARLISLE SynTec a division of CARLISLE Construction Materials Incorporated

Roof Replacement for:  
**Tribe Athletic Complex**  
 2533 N John B Dennis Hwy.,  
 Kingsport, Tennessee 37660

**Cain Rash West**  
 Architects

130 Regional Park Dr.  
 Kingsport, TN 37660  
 Phn (423) 349-7760  
 Fax (423) 349-7413  
 www.grcinc.com

THIS DRAWING AS PREPARED BY CainRashWest Architects SHALL BE USED FOR THE SPECIFIC IDENTIFIED PROJECT ONLY. THIS DRAWING IS THE PROPERTY OF CainRashWest Architects AND SHALL BE RETURNED PER THEIR REQUEST

no.	date	rev. description
1	00-00-20	REVISION DESCRIPTION TEXT



issued 23 JAN 2024  
 checked RDL  
 drawn SVL  
 project no. 202382

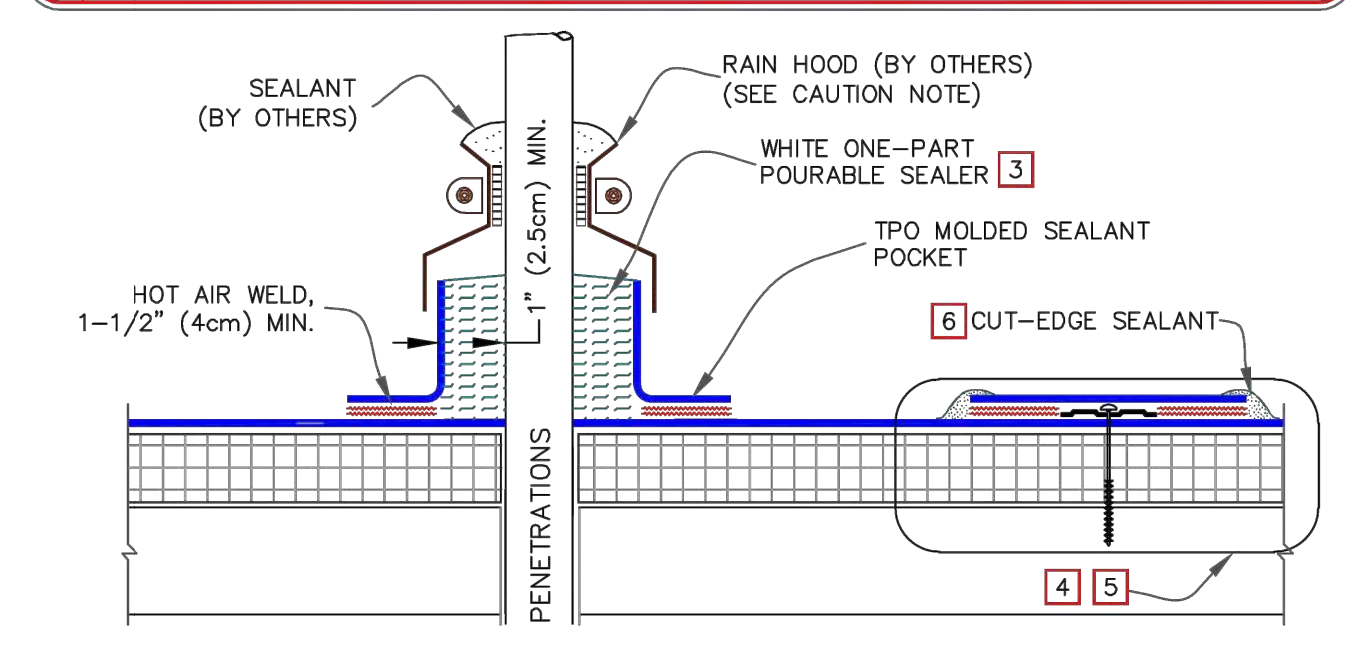
MISCELLANEOUS ROOF DETAILS

A-20

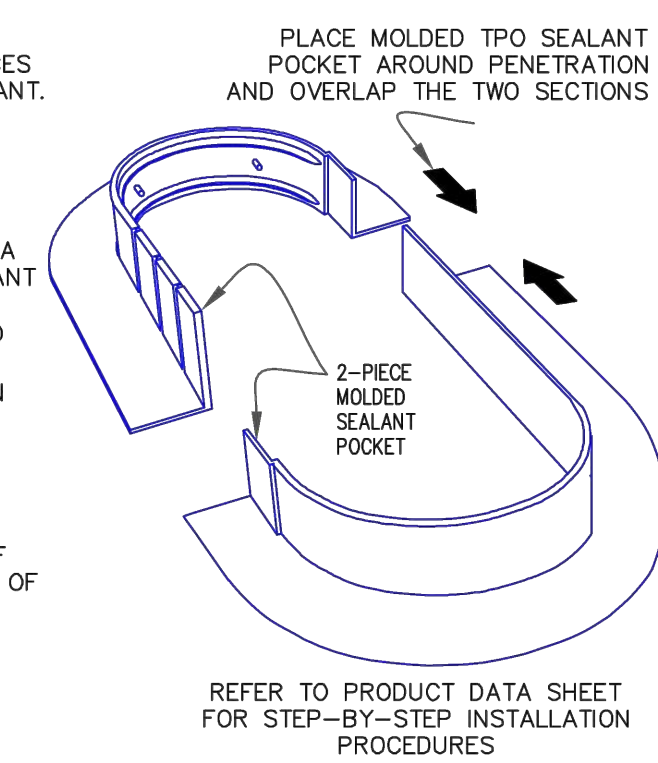


**THERMOPLASTIC ROOF MEMBRANE TPO**

**CAUTION** MOLDED SEALANT POCKETS MUST BE USED IN CONJUNCTION WITH RAIN HOODS FOR PROJECTS WITH 25 AND 30-YEAR WARRANTIES.



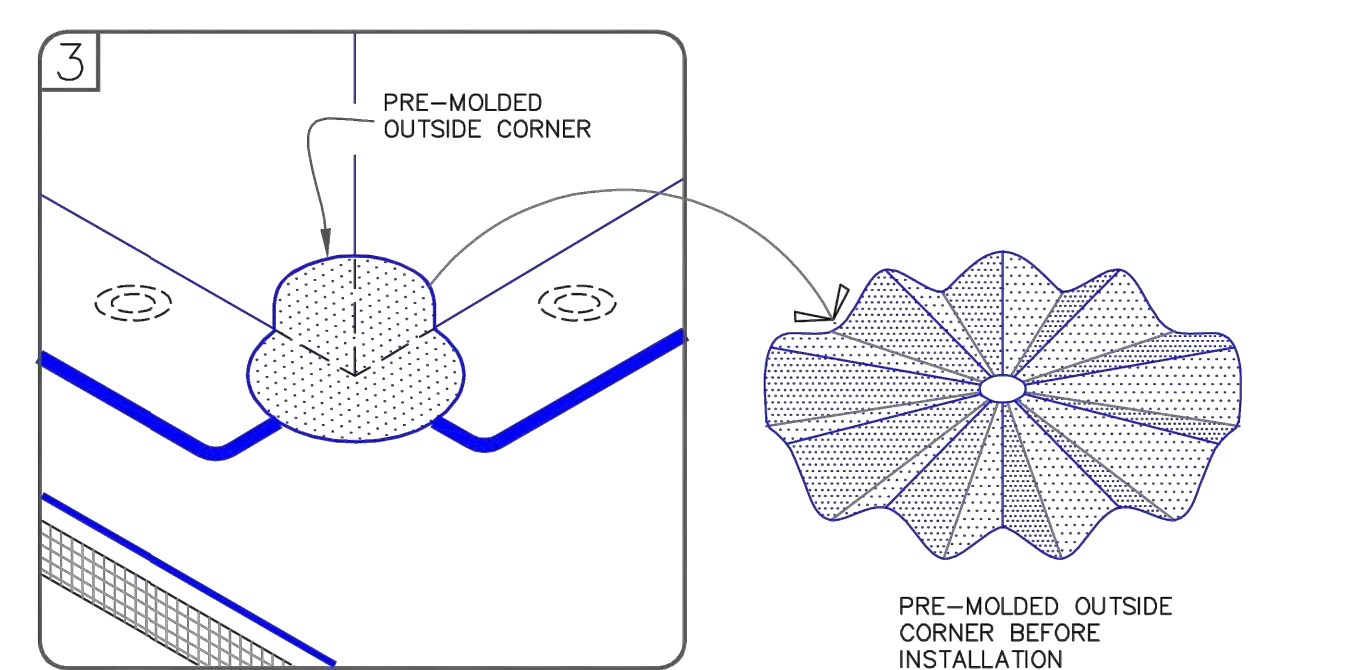
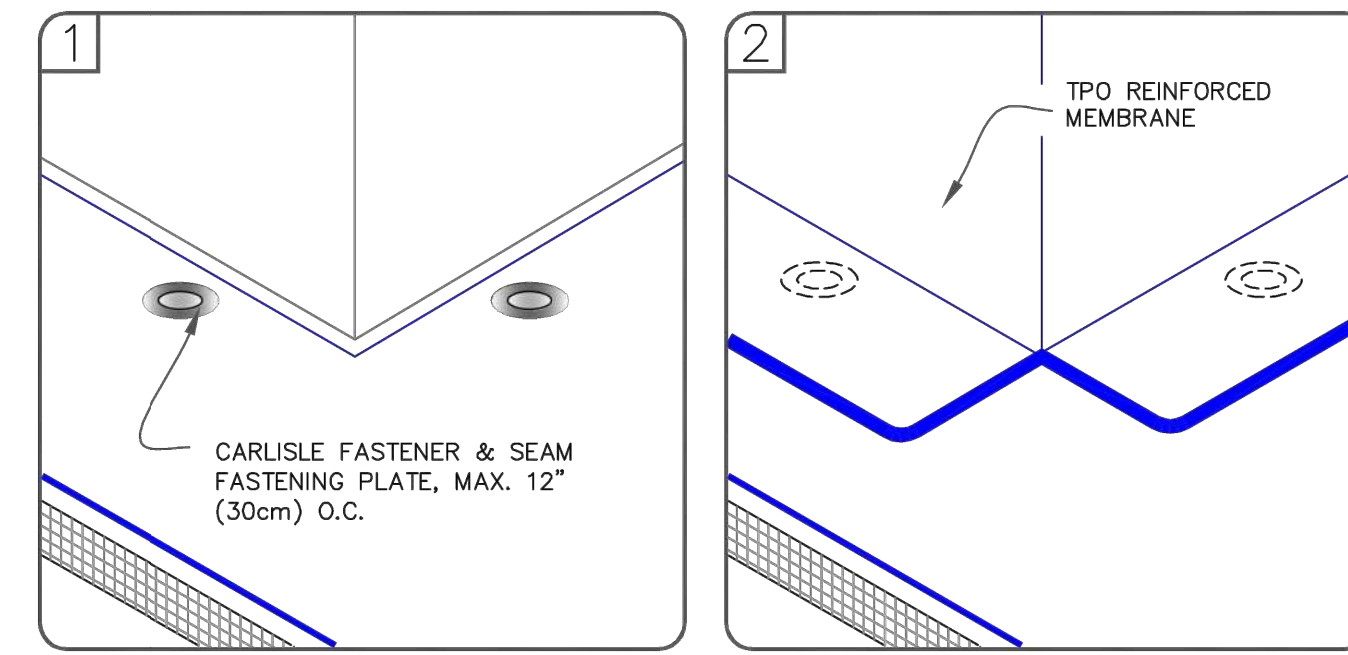
- NOTES:
- TEMPERATURE OF PIPE MUST NOT EXCEED 160° F (71° C).
  - WHEN USING TPO MOLDED SEALANT POCKET, TPO PRIMER MUST BE APPLIED TO ALL INSIDE SURFACES AND PENETRATIONS PRIOR TO FILLING WITH SEALANT.
  - FILL POCKET COMPLETELY WITH WHITE ONE-PART POURABLE SEALER UNTIL RIM IS COVERED WITH SEALANT; ENSURE ALL VOIDS ARE FILLED.
  - ON MECHANICALLY-FASTENED SYSTEMS, INSTALL A MINIMUM OF 4 FASTENING PLATES AROUND SEALANT POCKETS WITH A DIAMETER UP TO 6" (15cm). ADDITIONAL FASTENING PLATES WILL BE REQUIRED FOR SEALANT POCKETS GREATER THAN 6" IN DIAMETER AND SHALL BE SPACED 12" (30cm) ON CENTER MAXIMUM.
  - REFER TO CARLISLE SPECIFICATIONS FOR PROPER FASTENERS AND PLATES.
  - APPROXIMATELY 1/8" (0.5cm) DIAMETER BEAD OF CUT-EDGE SEALANT IS REQUIRED ON CUT EDGES OF REINFORCED TPO MEMBRANE.



<b>CARLISLE</b> SYNTEC SYSTEMS	MOLDED SEALANT POCKET	DETAIL NO. U-16A
	MAXIMUM WARRANTY: 30 YEARS	

© 2023 Carlisle SynTec a division of Carlisle Construction Materials Incorporated

**THERMOPLASTIC ROOF MEMBRANE TPO**



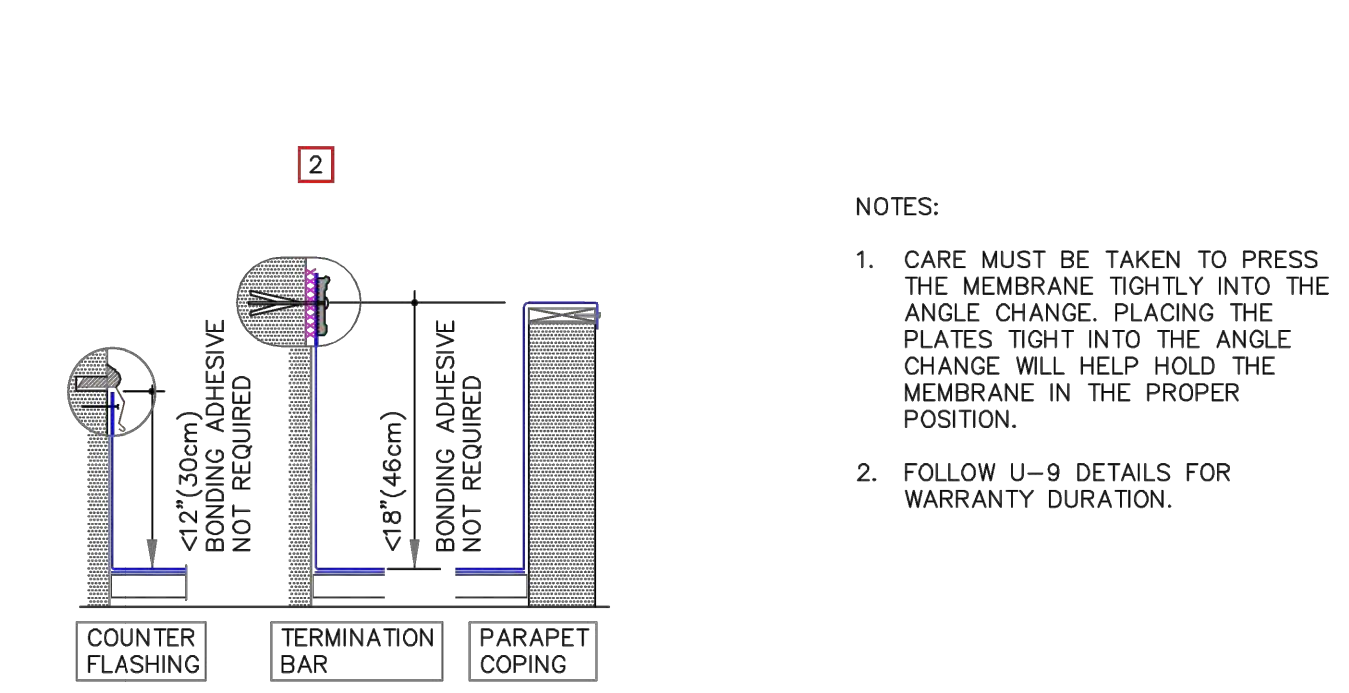
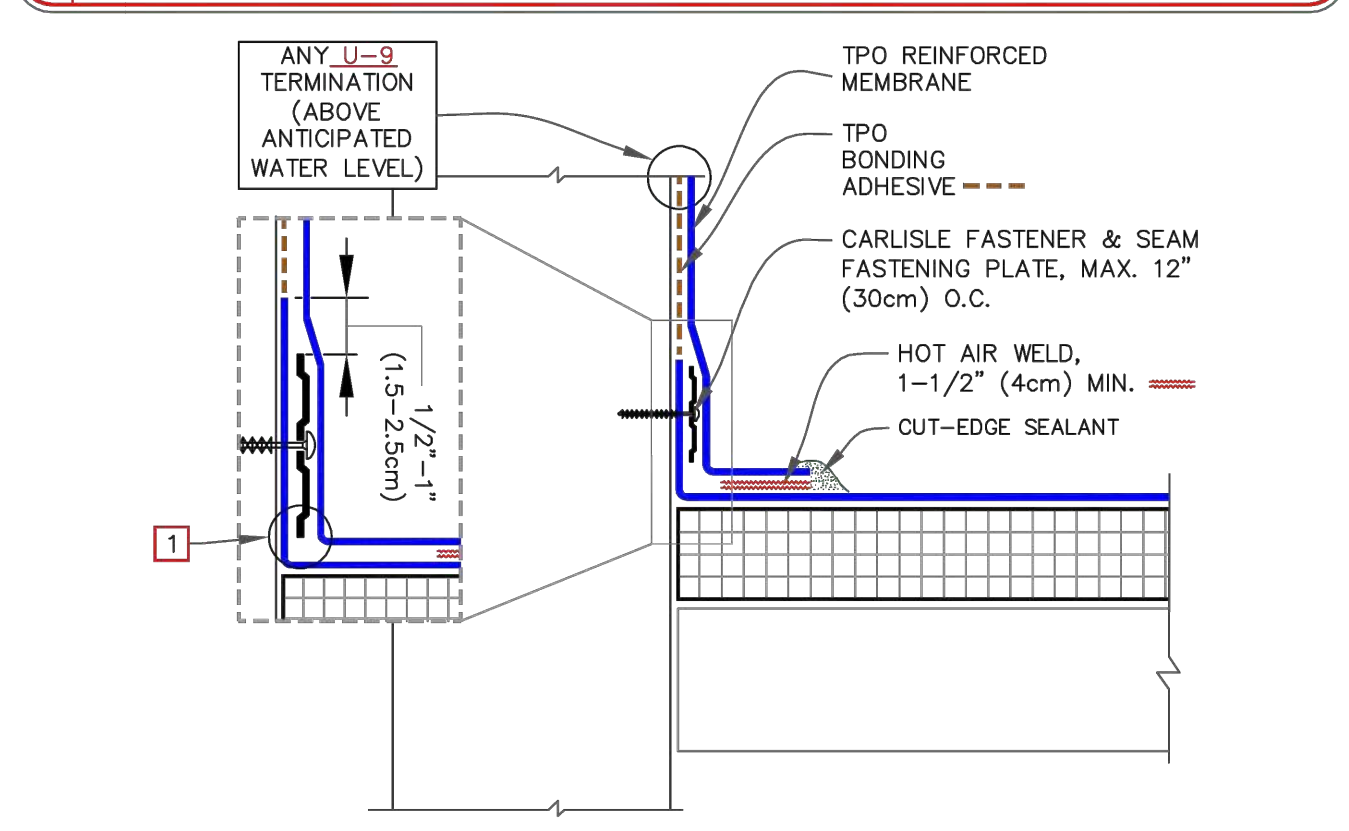
- NOTES:
- POSITION FASTENING PLATES 6"(15cm) FROM THE CORNER AND 1/2" TO 1" (1.5 TO 2.5cm) FROM EDGE OF MEMBRANE.
  - APPROXIMATELY 1/8" (0.5cm) DIAMETER BEAD OF CUT-EDGE SEALANT IS REQUIRED ON CUT EDGES OF REINFORCED TPO MEMBRANE.
  - REFER TO CARLISLE SPECIFICATIONS FOR ACCEPTABLE CARLISLE FASTENERS AND PLATES.

<b>CARLISLE</b> SYNTEC SYSTEMS	PRE-MOLDED OUTSIDE CORNER FLASHING	DETAIL NO. U-15D
	MAXIMUM WARRANTY: 30 YEARS	

© 2023 Carlisle SynTec a division of Carlisle Construction Materials Incorporated

**THERMOPLASTIC ROOF MEMBRANE TPO**

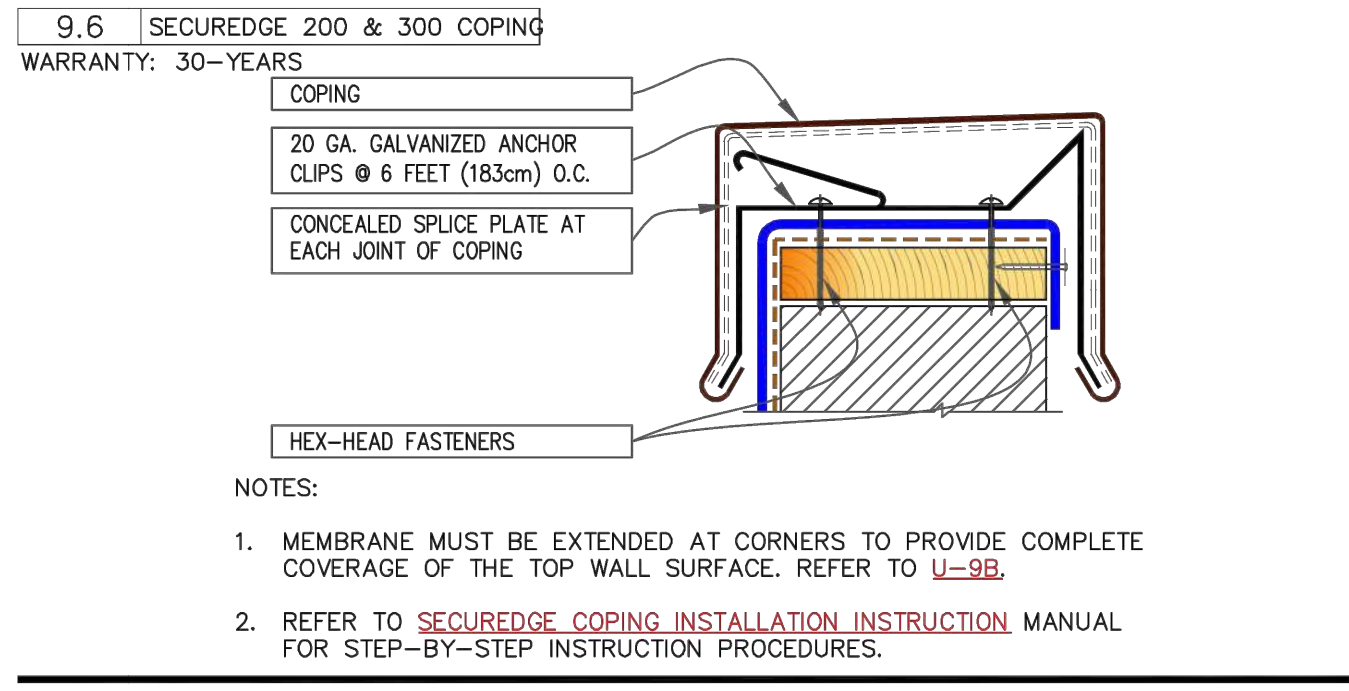
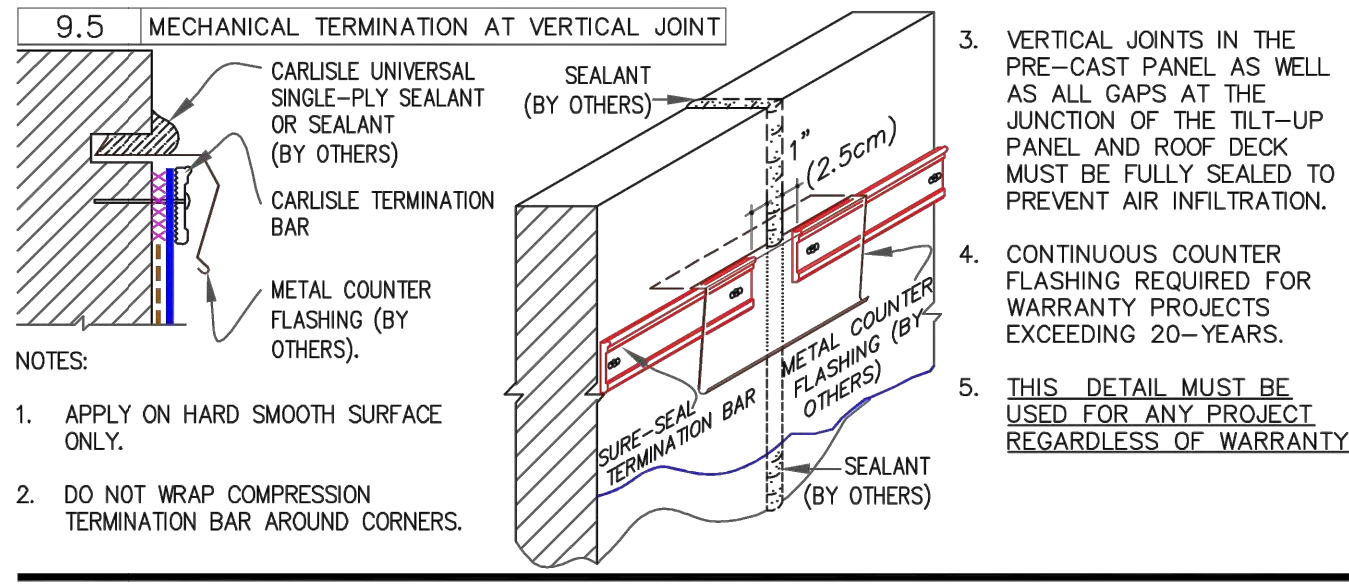
**CAUTION** FASTENERS AND PLATES ARE REQUIRED AT 6" (15cm) O.C. FOR ADHERED SYSTEMS WITH WARRANTY WIND SPEED COVERAGE GREATER THAN 90 MPH AND FOR ALL PROJECTS WITH WARRANTIES GREATER THAN 20 YEARS.



<b>CARLISLE</b> SYNTEC SYSTEMS	PARAPET FLASHING - FASTENED INTO WALL	DETAIL NO. U-12A.1
	MAXIMUM WARRANTY: 30 YEARS	

© 2023 Carlisle SynTec a division of Carlisle Construction Materials Incorporated

**THERMOPLASTIC ROOF MEMBRANE TPO**



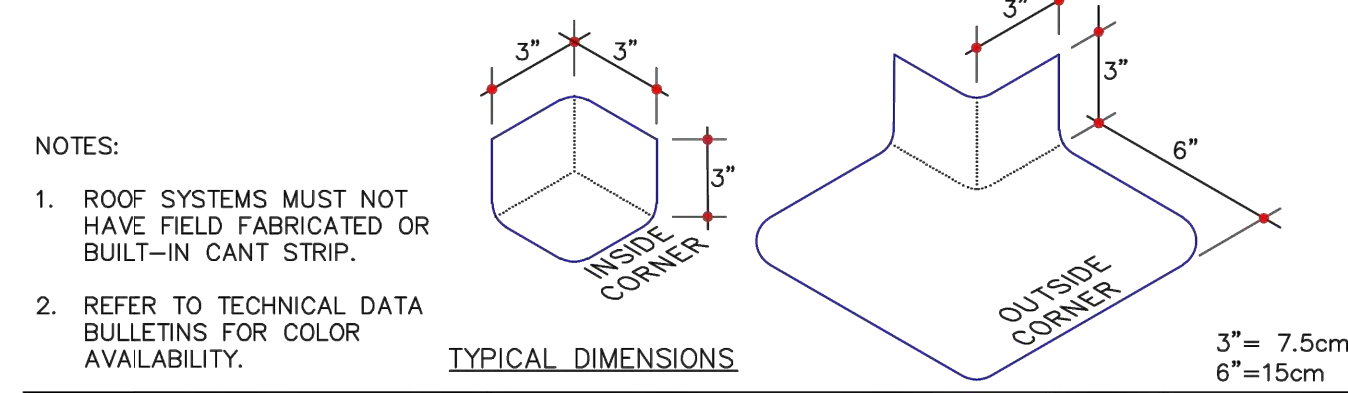
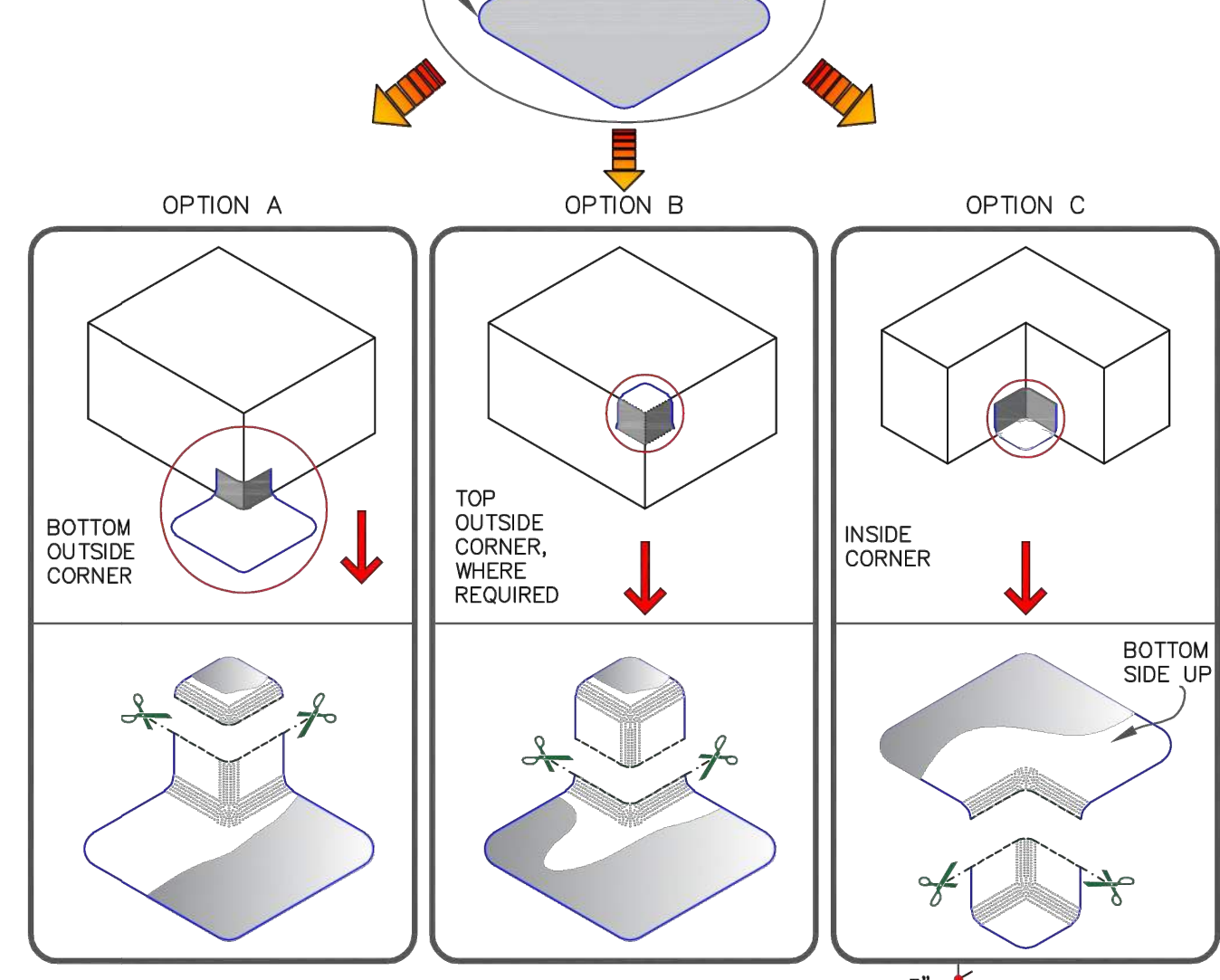
- NOTES:
- APPLY ON HARD SMOOTH SURFACE ONLY.
  - DO NOT WRAP COMPRESSION TERMINATION BAR AROUND CORNERS.
- NOTES:
- MEMBRANE MUST BE EXTENDED AT CORNERS TO PROVIDE COMPLETE COVERAGE OF THE TOP WALL SURFACE. REFER TO U-9B.
  - REFER TO SECUREEDGE COPING INSTALLATION INSTRUCTION MANUAL FOR STEP-BY-STEP INSTRUCTION PROCEDURES.

<b>CARLISLE</b> SYNTEC SYSTEMS	MEMBRANE TERMINATIONS, PAGE 2 OF 3	DETAIL NO. U-9
	WARRANTY AS NOTES FOR EACH DETAIL	

© 2023 CARLISLE SynTec a division of CARLISLE Construction Materials Incorporated

**THERMOPLASTIC ROOF MEMBRANE TPO**

60-MIL THICK TPO, UNIVERSAL CORNERS CAN BE USED FOR 3 DIFFERENT CORNER CONDITIONS AS SHOWN BELOW

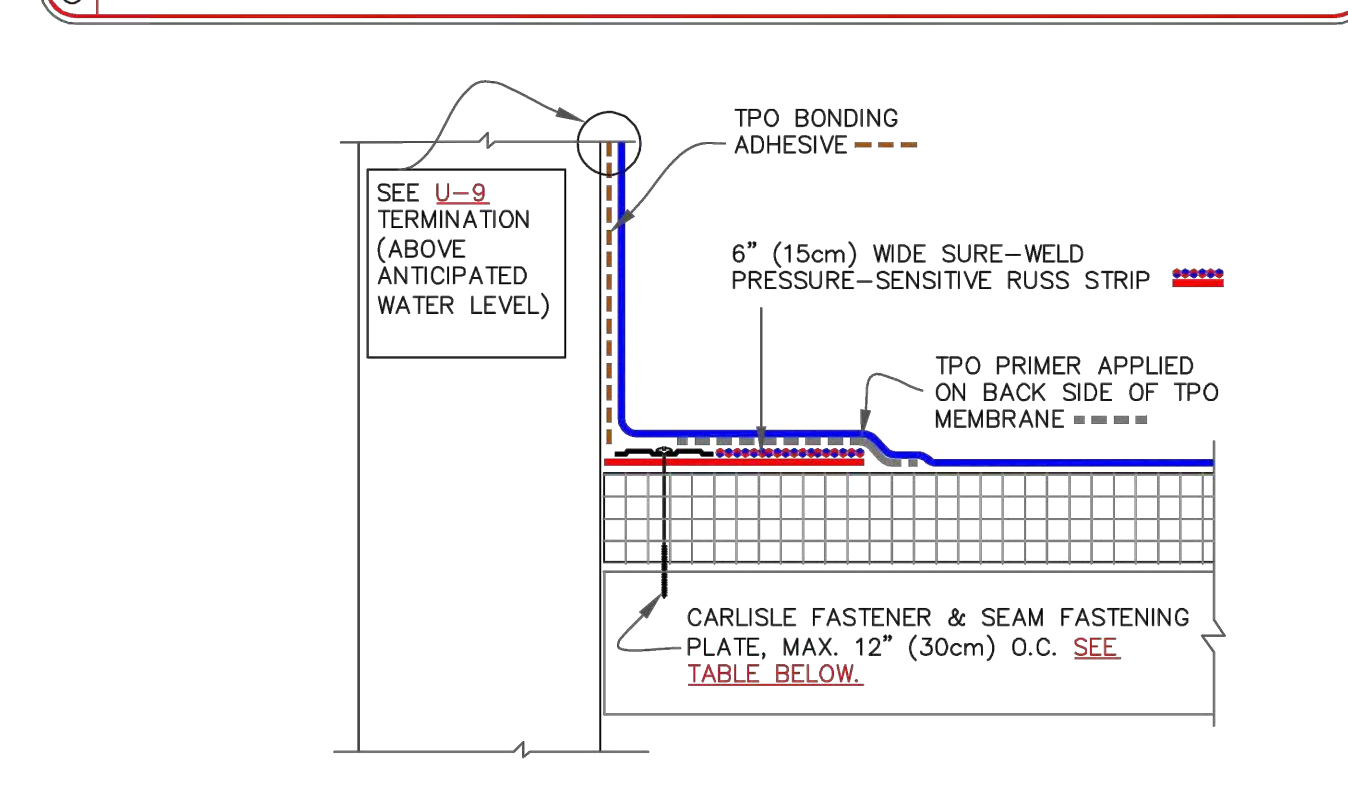


<b>CARLISLE</b> SYNTEC SYSTEMS	TPO: UNIVERSAL CORNERS - COMBINATION INSIDE & OUTSIDE CORNERS	DETAIL NO. U-15G
	MAXIMUM WARRANTY: 30 YEARS	

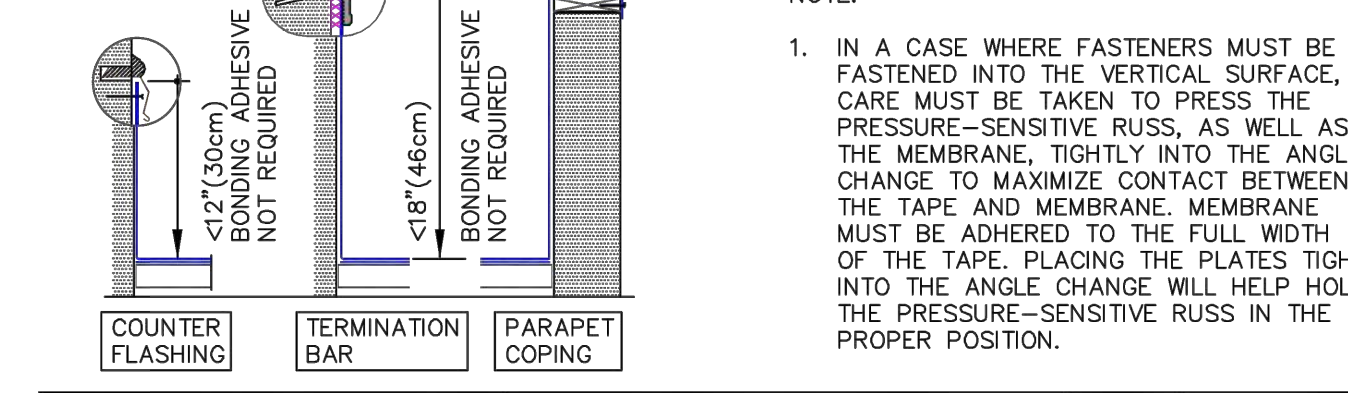
© 2023 Carlisle SynTec a division of Carlisle Construction Materials Incorporated

**THERMOPLASTIC ROOF MEMBRANE TPO**

**CAUTION** FASTENERS AND PLATES ARE REQUIRED AT 6" (15cm) O.C. FOR ADHERED SYSTEMS WITH WARRANTY WIND SPEED COVERAGE GREATER THAN 90 MPH AND FOR ALL PROJECTS WITH WARRANTIES GREATER THAN 20 YEARS.



FASTENER TYPES ON MECHANICALLY FASTENED ROOF ASSEMBLY			
DECK TYPE	OPTION	FASTENER	PLATE
STEEL OR WOOD	A	HPVX	HPVX
	B	HPV-XL	HPV-XL
STRUCTURAL CONCRETE	A	CD-10	HPVX
	B	MP 14-10	HPVX

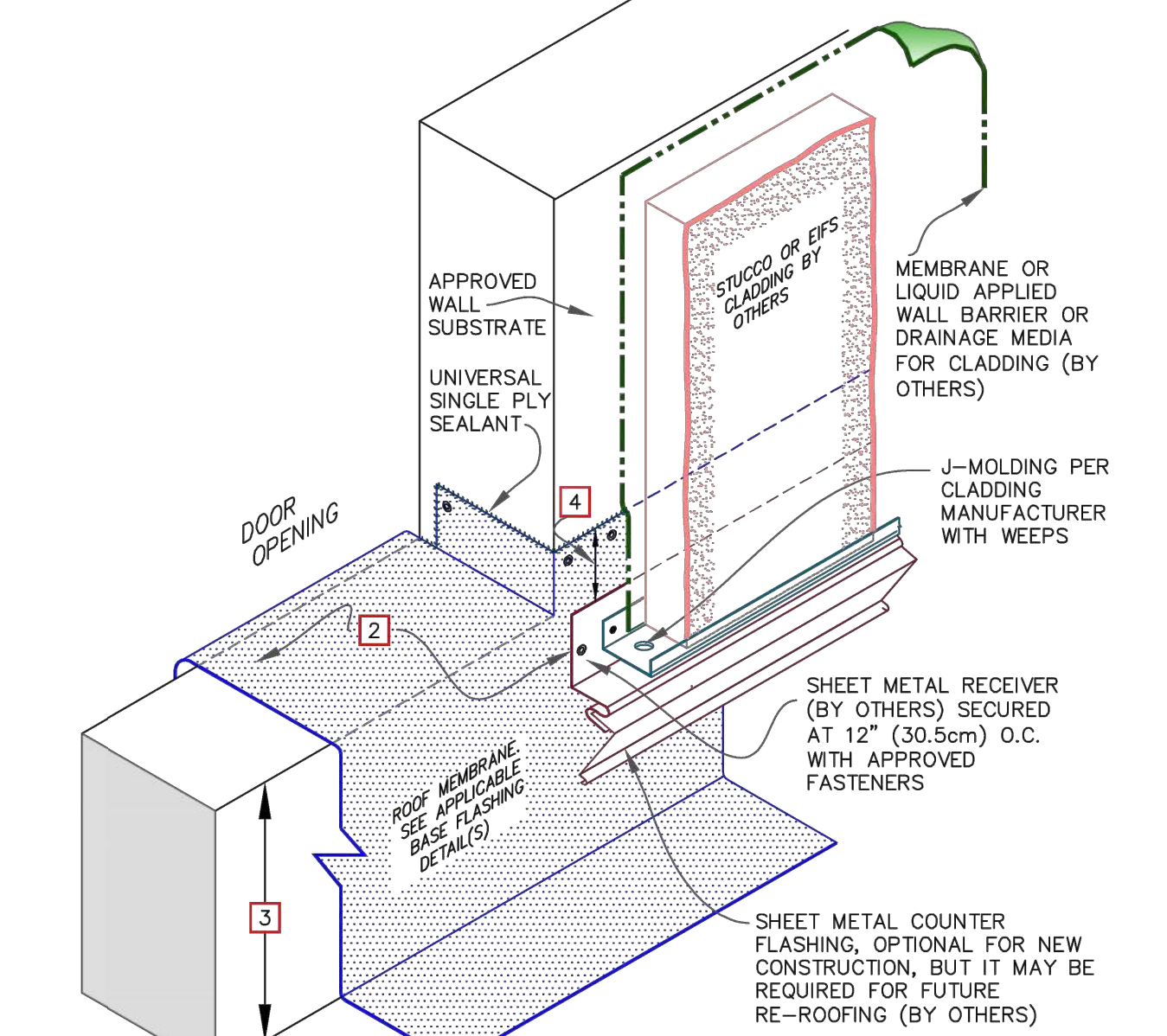


<b>CARLISLE</b> SYNTEC SYSTEMS	PARAPET FLASHING WITH PRESSURE SENSITIVE RUSS, PAGE 1 OF 2	DETAIL NO. U-12B
	MAXIMUM WARRANTY: 30 YEARS	

© 2023 Carlisle SynTec a division of CARLISLE Construction Materials Incorporated

**THERMOPLASTIC ROOF MEMBRANE TPO**

WALL CLADDING STUCCO OR EIFS

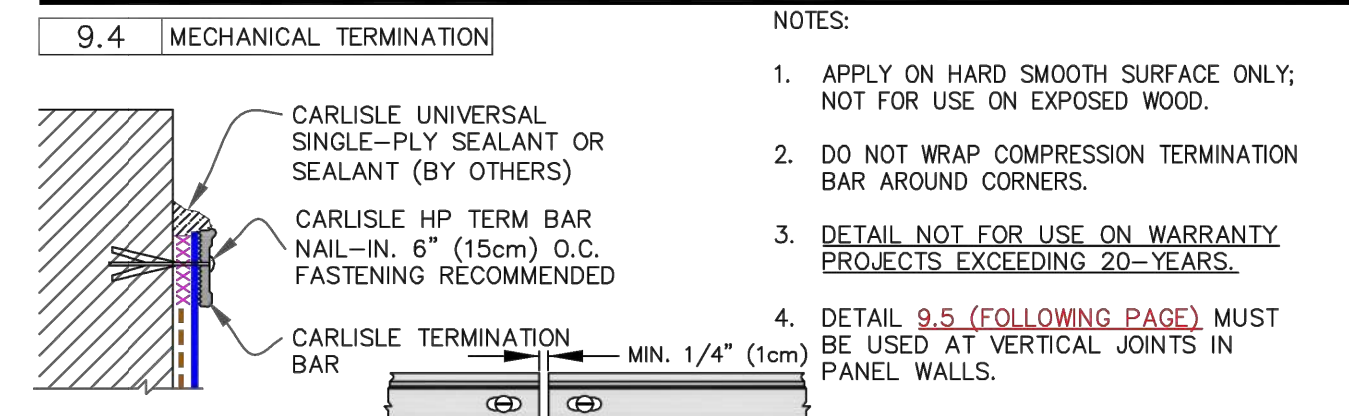
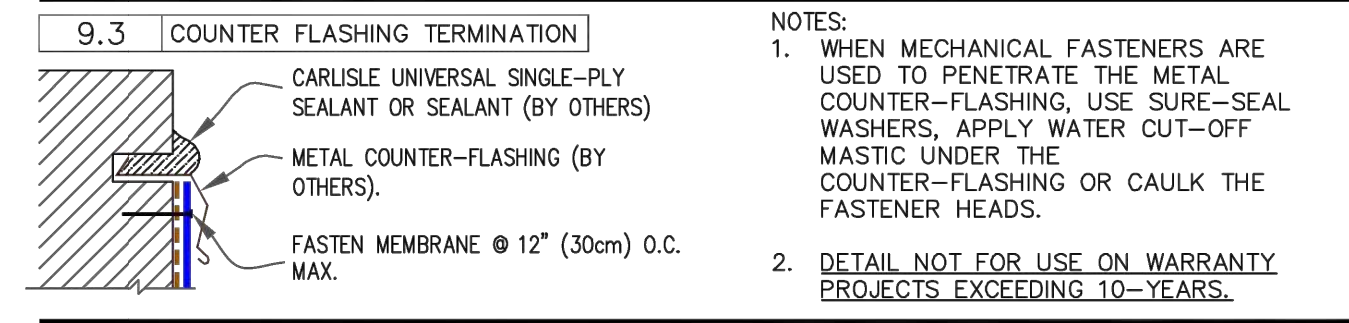
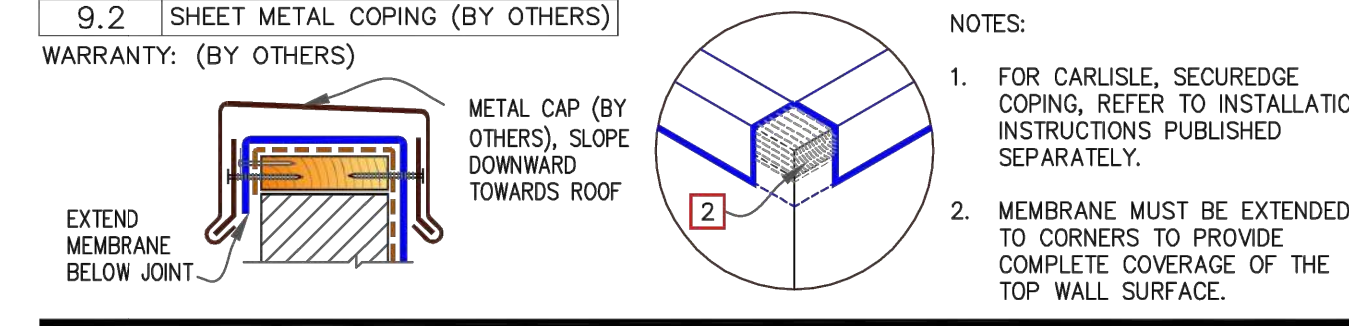
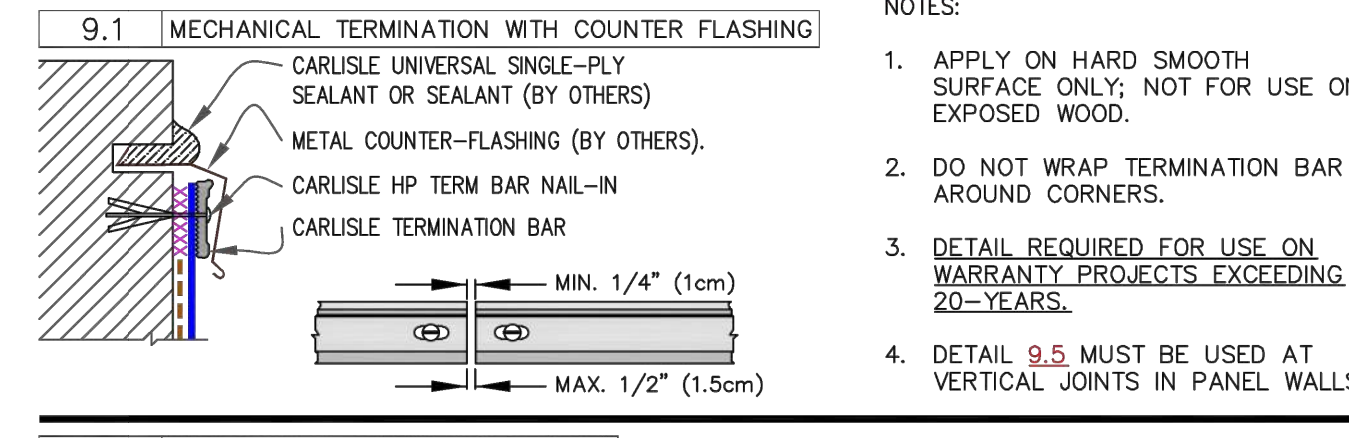


- NOTES:
- THIS DETAIL IS FOR NEW CONSTRUCTION AND DESIGNED TO ACCOMMODATE FUTURE RE-ROOFING WITHOUT DETAIL DEMOLITION. ROUGH OPENING TO ACCOMMODATE MEMBRANES AS DEPICED.
  - STOP THE COUNTER FLASHING DETAIL AT DOOR OPENINGS TO AVOID TRIP HAZARD. INSTALL DOOR THRESHOLD PER DOOR MANUFACTURER'S INSTRUCTIONS.
  - RECEIVER FOR COUNTER FLASHING MAY BE POSITIONED ABOVE THE DOOR THRESHOLD LEVEL, IF DOOR THRESHOLD IS LOW.
  - PROJECTS REQUIRING AIR BARRIERS, WILL REQUIRE PROPER CHEMICALLY COMPATIBLE SEAL BETWEEN ROOF MEMBRANE AND WALL BARRIER.

<b>CARLISLE</b> SYNTEC SYSTEMS	MEMBRANE TERMINATIONS, PAGE 3 OF 3	DETAIL NO. U-9
	MAXIMUM WARRANTY: 30 YEARS	

© 2023 CARLISLE SynTec a division of CARLISLE Construction Materials Incorporated

**THERMOPLASTIC ROOF MEMBRANE TPO**



- NOTES:
- APPLY ON HARD SMOOTH SURFACE ONLY; NOT FOR USE ON EXPOSED WOOD.
  - DO NOT WRAP COMPRESSION TERMINATION BAR AROUND CORNERS.
  - DETAIL NOT FOR USE ON WARRANTY PROJECTS EXCEEDING 10-YEARS.
  - DETAIL 9.5 (FOLLOWING PAGE) MUST BE USED AT VERTICAL JOINTS IN PANEL WALLS.

<b>CARLISLE</b> SYNTEC SYSTEMS	MEMBRANE TERMINATIONS, PAGE 1 OF 3	DETAIL NO. U-9
	WARRANTY AS NOTES FOR EACH DETAIL	

© 2023 CARLISLE SynTec a division of CARLISLE Construction Materials Incorporated

Roof Replacement for:  
**Tribe Athletic Complex**  
2533 N John B Dennis Hwy.,  
Kingsport, Tennessee 37660

**Cain Rash West**  
Architects  
130 Regional Park Dr.  
Kingsport, TN 37660  
Phn (423) 349-7760  
Fax (423) 349-7413  
www.grcinc.com

THIS DRAWING AS PREPARED BY CainRashWest Architects SHALL BE USED FOR THE SPECIFIC IDENTIFIED PROJECT ONLY. THIS DRAWING IS THE PROPERTY OF CainRashWest Architects AND SHALL BE RETURNED PER THEIR REQUEST

no.	date	rev. description
1	00-00-20	REVISION DESCRIPTION TEXT



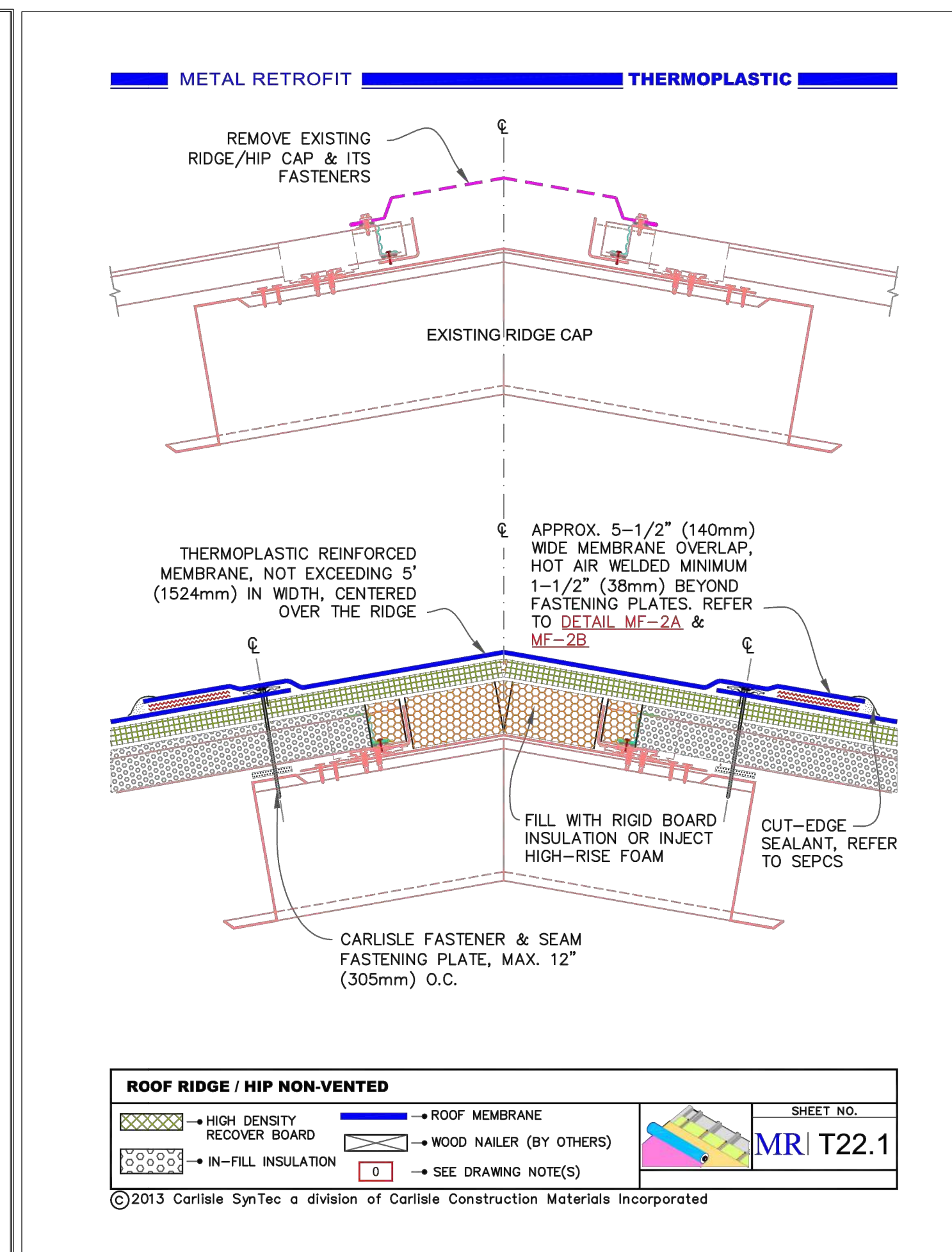
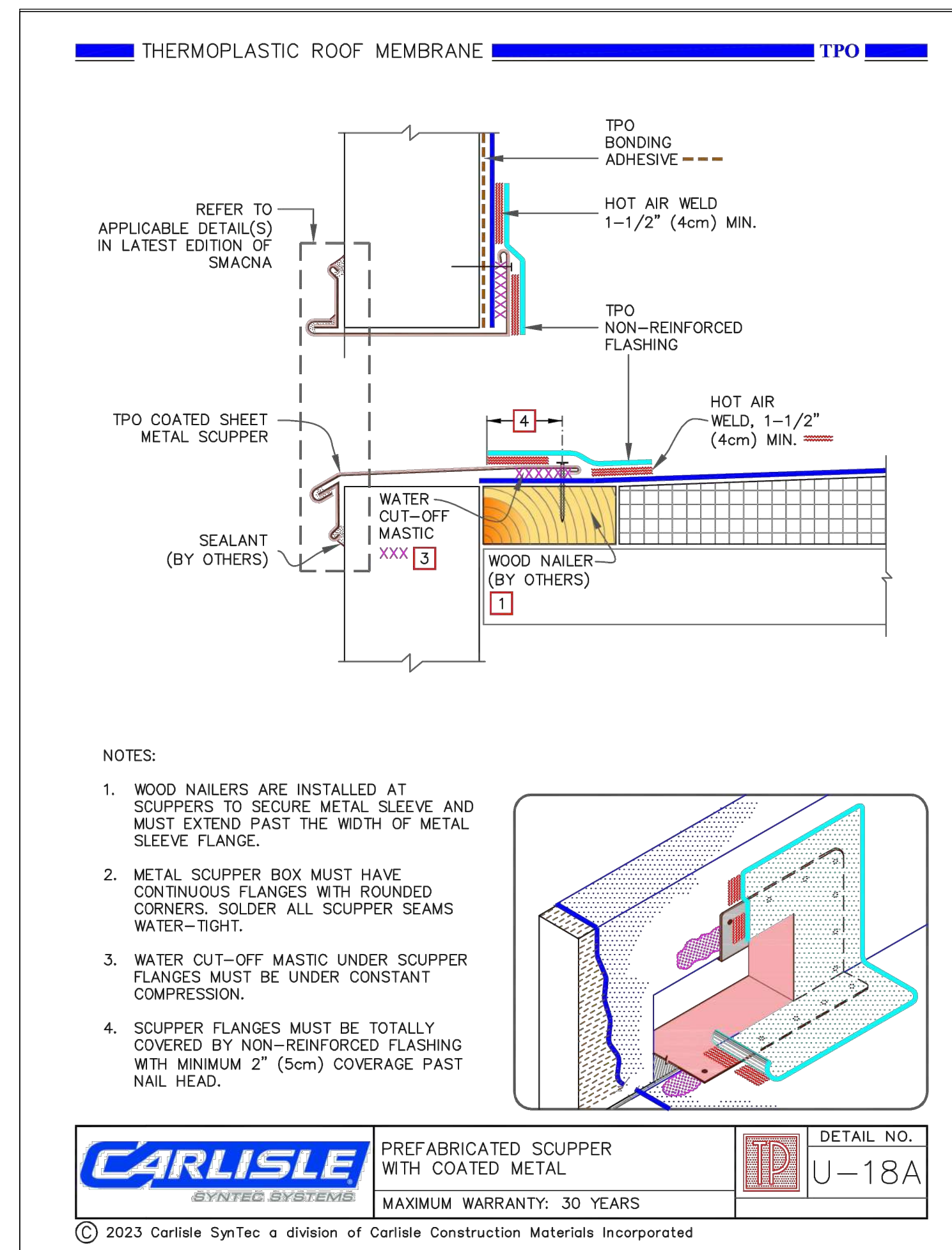
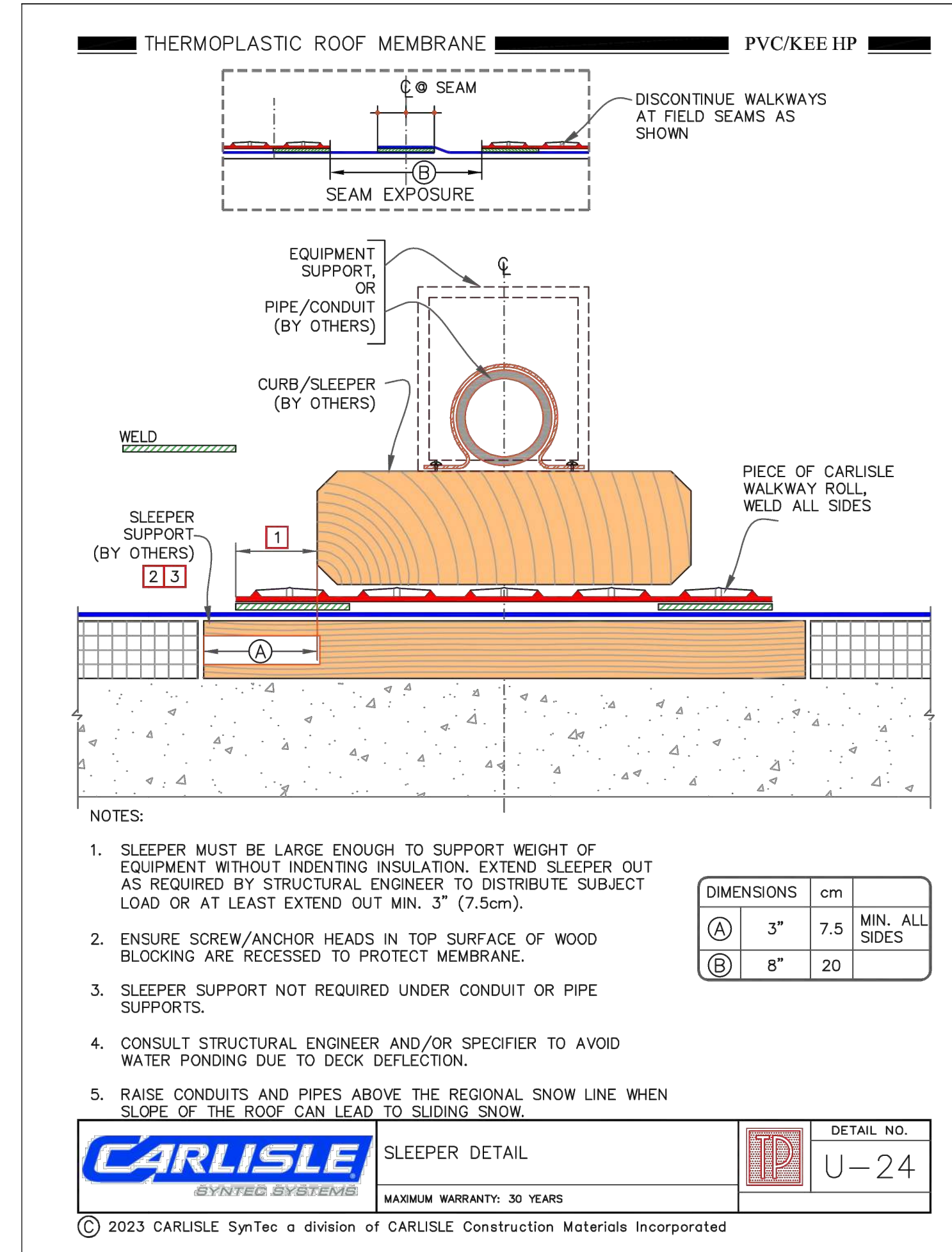
issued 23 JAN 2024  
checked RDL  
drawn SVL  
project no. 202382

MISCELLANEOUS ROOF DETAILS

A-21



printed: 1/23/2024 2:04:47 PM file: A-16 ROOF DETAILS\_TAC RE-ROOF\_202382.DWG



MISCELLANEOUS ROOF DETAILS  
SCALE: N.T.S.

Roof Replacement for:  
**Tribe Athletic Complex**  
2533 N John B Dennis Hwy.,  
Kingsport, Tennessee 37660

**Cain Rash West**  
Architects  
130 Regional Park Dr.  
Kingsport, TN 37660  
Phn (423) 349-7760  
Fax (423) 349-7413  
www.grcinc.com

THIS DRAWING AS PREPARED BY CainRashWest Architects SHALL BE USED FOR THE SPECIFIC IDENTIFIED PROJECT ONLY. THIS DRAWING IS THE PROPERTY OF CainRashWest Architects AND SHALL BE RETURNED PER THEIR REQUEST

no.	date	rev.	description
1	00-00-20		REVISION DESCRIPTION TEXT



issued	23 JAN 2024
checked	RDL
drawn	SVL
project no.	202382

MISCELLANEOUS ROOF DETAILS

**A-22**







being completely familiar with the local conditions affecting the cost of the work, and having carefully examined the construction bidding documents with addenda prepared by Cain Rash West Architects and entitled " Partial Roof Replacement of the Tribe Athletic Complex (former North High School),

2. I, (We) propose to execute the portion of the work identified as "**Base Bid**" for the stipulated sum of: (sums shall be in written and numerical form)

Lump Sum Base Bid \_\_\_\_\_  
\_\_\_\_\_ DOLLARS  
(\$ \_\_\_\_\_).

3. I, (We) propose to execute the portion of the work identified as "**Bid Alternate One**" for the stipulated sum of: (sums shall be in written and numerical form) **Alternate No. One (1) Re-roofing additional area of the building identified on the drawings.**

\_\_\_\_\_ DOLLARS  
(\$ \_\_\_\_\_).

4. I, (We) propose to execute the portion of the work identified as "**Bid Alternate Two**" for the stipulated sum of: (sums shall be in written and numerical form) **Alternate No. Two (2) Re-roofing additional area of the building identified on the drawings.**

\_\_\_\_\_ DOLLARS  
(\$ \_\_\_\_\_).

5. The undersigned agrees to complete all of the work described by the "Contract Documents" and have the space fully ready for occupancy, including any Alternates within \_\_\_\_\_ calendar days from Notice to Proceed.
6. The undersigned agrees to commence work under this contract within three working days of receipt of Notice to Proceed.
7. The undersigned agrees that this bid shall be good and may not be withdrawn for a period of (30) thirty calendar days after the scheduled closing time for receiving bids.
8. The undersigned, upon receipt of written notice of the acceptance of this bid, agrees to deliver, to the owner or his agent, the architect, the required performance bond, labor and material payment bond and certificate of insurance in accordance with the specifications and instructions to bidders.
9. The undersigned hereby acknowledges receipt of:



ADDENDUM NO.

DATE

\_\_\_\_\_

\_\_\_\_\_

\_\_\_\_\_

\_\_\_\_\_

\_\_\_\_\_

\_\_\_\_\_

\_\_\_\_\_

\_\_\_\_\_

10. Include the list of proposed major subcontractors with this bid form:

MECHANICAL \_\_\_\_\_ LICENSE NO. \_\_\_\_\_

PLUMBING \_\_\_\_\_ LICENSE NO. \_\_\_\_\_

ELECTRICAL \_\_\_\_\_ LICENSE NO. \_\_\_\_\_

MASONRY \_\_\_\_\_ LICENSE NO. \_\_\_\_\_

SPRINKLER \_\_\_\_\_ LICENSE NO. \_\_\_\_\_

FOOD SERVICE EQUIPMENT VENDOR \_\_\_\_\_

This proposal is respectfully submitted

By: \_\_\_\_\_

Title: \_\_\_\_\_

Firm name: \_\_\_\_\_

\_\_\_\_\_

Business address: \_\_\_\_\_

\_\_\_\_\_

\_\_\_\_\_

(Seal if this bid is submitted by a Corporation)

This Bid Form consists of six (6) pages.

END OF BID FORM 004113





### Required Documents Checklist for Bids

Please ensure your Bid Submittal contains the items referenced below. Place a check beside each item once you have verified that the requested item is affixed or included.

The following items are required to be included with your Bid submittal:

- Bid Envelope Cover - affixed to the outside of your envelope, do not leave subcontractors blank even if they aren't being used, mark "None" or "N/A" or "Less than \$25,000" in each of the six categories.
- Bid Bond
- Signed & Notarized Compliance Affidavits Form
- Signed & Completed Bid Form – please be sure the form is signed by an authorized representative, is submitted in duplicate, and completely filled in.

**\*\*\*Failure to include the above referenced items may result in rejection of your Bid\*\*\***

*We strongly encourage all potential submitters to use the envelope cover provided in this Bid Packet as well. Affix the envelope cover to the outside of your sealed envelope and fill in the required information in the spaces provided.*

**City of Kingsport – Procurement Department  
415 Broad Street Kingsport, TN 37660  
Phone – (423) 229-9419 Fax – (423) 224-2433**



COMPLIANCE AFFIDAVIT(S) (TOTAL OF 3 PAGES)

THIS COMPLIANCE AFFIDAVIT MUST BE SIGNED, NOTARIZED AND INCLUDED WITH ALL BIDS – FAILURE TO INCLUDE THIS FORM WITH THE BID SUBMITTED SHALL DISQUALIFY THE BID FROM BEING CONSIDERED.

VENDOR: \_\_\_\_\_

CONFLICT OF INTEREST:

1. No Board Member or officer of the City of Kingsport or other person whose duty it is to vote for, let out, overlook or in any manner superintend any of the work for the City of Kingsport has a direct interest in the award of the vendor providing goods or services.
2. No employee, officer or agent of the grantee or sub-grantee will participate in selection, or in the award or administration of an award supported by Federal funds if a conflict of interest, real or apparent, would be involved. Such a conflict would arise when the employee, officer or agent, any member of their immediate family, his or her partner, or an organization, which employs, or is about to employ, any of the above, has a financial or other interest in the firm selected for award.
3. The grantee's or sub-grantees officers, employees or agents will neither solicit nor accept gratuities, favors or anything of monetary value from vendors, potential vendors, or parties to sub-agreements.
4. By submission of this form, the vendor is certifying that no conflicts of interest exist.
5. Do you or any officers/owners/part-owners/stake-holders/employees of this company have any relative(s) (relatives include spouse, children, stepchildren or any to whom you are related by blood or marriage) that are currently employed by the City of Kingsport, Tennessee, including the Kingsport City School System or serve on the Kingsport Board of Mayor and Aldermen or the Kingsport Board of Education?  
\_\_\_\_\_ Yes \_\_\_\_\_ No

If you answered yes please state the name and relationship of the employee or member of the Kingsport Board of Mayor and Aldermen or Kingsport Board of Education member

\_\_\_\_\_

6. Are you or any officers/owners/part-owners/stake-holders/employees of this company also employees of the City of Kingsport, including the Kingsport City School System or serve on the Kingsport Board of Mayor and Aldermen or Kingsport Board of Education? \_\_\_\_\_ Yes \_\_\_\_\_ No

If you answered yes please state the name of the employee or board member

\_\_\_\_\_

DRUG FREE WORKPLACE REQUIREMENTS:

7. Private employers with five or more employees desiring to contract for construction services attest that they have a drug free workplace program in effect in accordance with TCA 50-9-112.

ELIGIBILITY:

8. The vendor is eligible for employment on public contracts because no convictions or guilty pleas or pleas of nolo contendere to violations of the Sherman Anti-Trust Act, mail fraud or state criminal violations with an award from the State of Tennessee or any political subdivision thereof have occurred.



GENERAL:

9. Vendor fully understands the preparation and contents of the attached offer and of all pertinent circumstances respecting such offer.
10. Such offer is genuine and is not a collusive or sham offer.

IRAN DIVESTMENT ACT:

11. Concerning the Iran Divestment Act ( TCA 12-12-101 et seq.), by submission of this bid/quote/proposal, each vendor and each person signing on behalf of any vendor certifies, and in the case of a joint bid/quote/proposal, each party thereto certifies as to its own organization, under penalty of perjury, that to the best of its knowledge and belief that each vendor is not on the list created pursuant to § 12-12-106.

NON-COLLUSION:

12. Neither the said vendor nor any of its officers, partners, owners, agents, representatives, employees or parties interest, including this affiant, has in any way colluded, conspired, connived or agreed, directly or indirectly, with any other responder, firm, or person to submit a collusive or sham offer in connection with the award or agreement for which the attached offer has been submitted or to refrain from making an offer in connection with such award or agreement ,or collusion or communication or conference with any other firm, or, to fix any overhead, profit, or cost element of the offer price or the offer price of any other firm, or to secure through any collusion, conspiracy, connivance, or unlawful agreement any advantage against the City of Kingsport or any person interested in the proposed award or agreement.
13. The price or prices quoted in the attached offer are fair, proper and not tainted by any collusion, conspiracy, connivance, or unlawful agreement on the part of the firm or any of its agents, representatives, owners, employees, or parties in interest, including this affiant.

BACKGROUND CHECK REQUIREMENT FOR SCHOOL SYSTEM SUPPLIERS:

14. In submitting this bid/quote/proposal, you are certifying that you are aware of the requirements imposed by TCA § 49-5-413 (d) to conduct criminal background checks through the Tennessee Bureau of Investigation and the Federal Bureau of Investigation on yourself and any of your employees who may come in direct contact with students or who may come on or about school property anytime students are present. You are further certifying that at no time will you ever permit any individual who has committed a sexual offense or who is a registered sex offender to come in direct contact with children or to come on or about school property while students are present.

NON-BOYCOTT OF ISRAEL AFFIDAVIT

15. Concerning the Non-Boycott of Israel Act (TCA 12-4-1 et seq.), by submission of this bid/quote/proposal, each supplier and each person signing on behalf of any supplier certifies, and in the case of a joint bid/quote/proposal, each party thereto certifies as to its own organization, under penalty of perjury, that to the best of its knowledge and belief that each supplier is not boycotting Israel pursuant to § 12-4-1 and will not during the term of any award. Note: Applicable only to contracts of \$250,000 or more and to suppliers with 10 or more employees.



The undersigned hereby acknowledges and verifies that the response submitted to this solicitation is in full compliance with the applicable laws/listed requirements. The undersigned also declares under penalty of perjury under the laws of the State of Tennessee that the foregoing is true and correct.

SIGNED

BY: \_\_\_\_\_

PRINTED NAME: \_\_\_\_\_

TITLE: \_\_\_\_\_

SUBSCRIBED AND SWORN TO BEFORE ME THIS DATE: \_\_\_\_\_

BY (NOTARY PUBLIC): \_\_\_\_\_

MY COMMISION EXPIRES ON: \_\_\_\_\_